

MINUTES OF THE MEETING  
SOUTH ROCK ISLAND TOWNSHIP BOARD MONTHLY AUDIT

---

STATE OF ILLINOIS  
County of Rock Island  
Township of South Rock Island

The South Rock Island Township Board met at the Office of the Town Clerk, located at 1019 27th Avenue, Rock Island, Illinois, on November 27, 2017, at 5:00 pm.

Officials Present:

Supervisor Grace Diaz Shirk      Trustee Bill Sowards  
Town Clerk Nick Camlin          Trustee Frank Skafidas  
Trustee Mark Parr, Jr

Official Absent:

Trustee Christine Elsberg.

Approval of the November Agenda and Minutes of the October meeting:

Skafidas moved, and Sowards seconded, to approve the Agenda (*Record*). Voice vote. Motion carried.

Parr moved, and Skafidas seconded, to approve the October 30, 2017, Township Board meeting minutes.

Voice vote. Motion carried.

Reports:

Grace Diaz Shirk provided the Supervisor's Report (*Record*). Supervisor Shirk informed the Township Board that the employee health insurance would be changing, as discussed previously, effective December 1, 2017.

As of November 22, 2017, there have been 326 people who picked up free leaf bags.

Supervisor Shirk announced that the Senior Christmas Party is scheduled for December 11, 2017, from 9:30 to 11:30 am. The Client Christmas Party is scheduled for December 14, 2017, from 12:30 to 3:00 pm.

The Supervisor informed the Township Board about bank charges from American Bank that were almost \$450 for a month. After discussing it with the bank, charges will instead be between \$77 and \$92 per month, however Supervisor Shirk stated that she would explore other bank options.

Supervisor Shirk stated that Try-Play members, including MetroLINK, the Rock Island Public Library, the Martin Luther King Center, the Rock Island Park Department, the Rock Island Parks Foundation, and Rock Island Township, met and discussed the youth scholarships for activities. Parr asked what funds we budgeted for Try-Play, and Supervisor Shirk replied that \$1,500 is budgeted and it covers scholarships for activities and bus tickets.

The Supervisor informed the Township Board that the exterior American and Illinois flags were replaced.

For the Town Clerk's Report, Nick Camlin stated that a copy of the Annual Financial Report was filed with the County Clerk on November 1, 2017 (*Record*).

Nichole Finnie provided the Assessor's Report (*Record*). The Board of Review is hearing three residential cases and four commercial cases, and Assessor Finnie stated that most other cases were agreed to prior.

The Supervisor provided the October 2017 General/Emergency Assistance Report (*Record*).

The October 2017 Client/Public/Senior Citizen Report was printed on the Agenda.

Treasurer's Report and Town Fund Bills:

The Supervisor provided the Treasurer's Report (*Record*). The Township Board audited the bills and claims (*Record*). Skafidas moved, and Sowards seconded, to authorize payment of the Town Fund and Relief Fund bills and transfers in the amount of \$61,526.31. Roll call vote. Four votes in favor: Parr, Sowards, Skafidas, and Shirk. No votes in opposition. Motion carried.

Unfinished Business:

Supervisor Shirk reported on the Thanksgiving Certificates for Clients & Seniors, which was printed on the Agenda.

# MINUTES OF THE MEETING

---

## New Business:

Parr moved, and Skafidas seconded, to adopt Tax Levy Ordinance No. 2017-3, a determination of the property tax levy at a 5% decrease for the tax year 2017, collectable in 2018 (*Record*). Roll call vote. Four votes in favor: Skafidas, Parr, Sowards, and Shirk. No votes in opposition. Motion carried, ordinance adopted.

Parr moved, and Skafidas seconded, to approve the resolution to schedule of Township Board meetings for 2018 (*Record*). Voice vote. Motion carried.

Parr moved, and Skafidas seconded, to approve the 2018 monthly audit schedule of meetings (*Record*). Voice vote. Motion carried.

The Township Board discussed the 2018 Holiday Schedule provided by the Supervisor (*Record*). No action was taken. Supervisor Shirk reiterated that it is her decision, along with the Assessor, for granting employee holidays, but she wanted to keep the Township Board involved.

There were no requests for donations to consider.

## Public Comments:

The Township Board discussed the property on 29th Avenue.

## Adjournment:

At 5:38 pm Supervisor Shirk moved, and Skafidas seconded, to adjourn the meeting. Voice vote. Motion carried.

**AFOREMENTIONED MINUTES OF THE MEETING APPROVED BY THE SOUTH ROCK ISLAND TOWNSHIP BOARD  
ON DECEMBER 18, 2017, AND CERTIFIED BY THE TOWN CLERK:**

{Seal}

\_\_\_\_\_  
Nick Camlin, Town Clerk

\_\_\_\_\_  
Date

# AGENDA

**South Rock Island Township  
Board Meeting  
November 27, 2017  
5:00 p.m.**

- I. Call to Order/Roll Call**
- II. Pledge of Allegiance**
- III. Prayer**
- IV. Approval of Agenda**
- V. Approval of Minutes from October 30, 2017 meeting**
- VI. Reports**
  - A. Supervisor's Report
  - B. Clerk's Report
  - C. Assessor's Report
  - D. General/Emergency Assistance Client Review for October
  - E. Client/Public/Senior Citizen Report
    - 1. Bus Tickets for Public & Clients for October – 20
    - 2. South Rock Island Township Senior Relief Program for November:  
(30) Hy-Vee & (32) Aldi – Total of 52
    - 3. Senior Denture Program for October – 0
- VII. Treasurer's Report and Authorization and Transfers of Town Fund and Relief Fund Bills**
- VIII. Unfinished Business**
  - A. Thanksgiving Certificate Totals: Seniors/TF – (32) Aldi & (30) Hy-Vee = \$1550.00
- IX. New Business**
  - A. Final Approval of Tax Levy Ordinance at a 5% decrease with Certificate of Tax Levy & Truth in Taxation Certificate of Compliance. The aggregate levy did not have a 5% increase over the prior year's extension, therefore a notice and hearing were not necessary.
  - B. Approval of Resolution to Adopt Schedule of Meetings for 2018
  - C. Approval of 2018 Monthly Audit Meetings
  - D. Approval of Staff Holidays
  - E. Donations
- X. Public Comments**
- XI. Adjournment**



### Supervisor Report – November 2017

1. RICTA Dinner Count - 2
2. Nominate Residents of the Year – Encourage others to nominate
3. We are changing insurance for the staff as discussed last month effective December 1, 2017.
4. Leaf Bags – 326 people have come in for leaf bags as of Wed.
5. Senior Christmas Party - December 11<sup>th</sup> – 9:30 to 11:30
6. Client Christmas Party – December 14<sup>th</sup> – 12:30 to 3:00
7. Bank charges
8. Chris Elsbergs mother had a stroke.
9. Try-Play update - Scholarship Money
10. Updated Flags

**RECEIPT FOR DOCUMENTS FILED WITH THE COUNTY  
CLERK PRIOR TO EXTENSION OF TAXES**

**TAXING BODY** So Rock Island Lwp

1. \_\_\_\_\_ **Budget Appropriation Ordinance (35 ILCCS 200/18-50)**

Note: Must be filed within 30 days of adoption. Government Clerk certifies copy of budget. Chief Fiscal Officer certifies revenue estimate. Failure may result in property taxes not extended.

2. \_\_\_\_\_ **Certification of Budget & Appropriation Ordinance**

3. \_\_\_\_\_ **Certification of Estimated Revenues by Source**

4. \_\_\_\_\_ **Tax Levy (35ILCS 200/18-15)**

5. \_\_\_\_\_ **Certification of Tax Levy**

6. \_\_\_\_\_ **Certification of Truth in Taxation Compliance (See Section 4) (35 ILCS 200/18-55 through 18-100)**

7. X \_\_\_\_\_ **Annual Financial Report (fulfills Fiscal Accountability Report Card Requirement) (50 ILCS 310/6)**

8. \_\_\_\_\_ **Supervisor's/Treasurer's Annual Financial Reports**

9. \_\_\_\_\_ **Certificate of Publication**

- \_\_\_\_\_ **Tax Levy**
- \_\_\_\_\_ **Budget or Appropriation Ordinance**
- \_\_\_\_\_ **Truth in Taxation Certificate of Compliance**
- \_\_\_\_\_ **Annual Financial Report**
- \_\_\_\_\_ **Treasurer's Report**

10. \_\_\_\_\_ **Miscellaneous (indicate document filed)**

County Clerk Seal

Jessie Moggall 11/1/17  
By: Deputy Clerk/Date

# Assessor's Report

November 27, 2017

- Senior Freeze Update: 512
- Since Freeze reminder sent, signups: 52
- Senior Homestead birthday letters sign up's: 32
- Resident who were already 65: 21
- Hearing's started on November 21, 2017.
- New Copier & Copier Stand



# Assistance Report for October 2017

253 Total residents came into the township for various reasons.

## General Assistance

237 People inquired about General Assistance.

16 of those are active clients.

- 2 of those were approved for General Assistance.
- 0 clients were terminated
- 2 clients were sanctioned for up to 90 days.
- 3 clients were denied assistance for various reasons.

51 Vendor vouchers were processed.

0 Medical vouchers were processed.

## Emergency Assistance

0 People inquired about Emergency Assistance.  
Client was approved.

0 Voucher was processed.

## Additional Assistance

1 Cases

## Miscellaneous

20 Bus tickets were given out.

26 Residents came in for copies, laminations, or faxes.

54 Residents came in for other reasons.

45 Bills were processed and paid for Assistance.

## Intergovernmental Townships

Edgington Township no cases were processed.

Rural Township no cases were processed.

Drury Township no cases were processed.

Preemption Township no cases were processed.

Buffalo Prairie Township no cases were processed.

Andalusia Township no cases were processed.



HOFFMAN & TRANEL, PC  
Certified Public Accountants

November 6, 2017

Grace Diaz Shirk, Supervisor  
South Rock Island Township  
1019 – 27<sup>th</sup> Avenue  
Rock Island, IL 61201

Management is responsible for the accompanying financial statements of South Rock Island Township (a government agency), which comprise the statements of assets, liabilities, and fund balances – cash basis as of October 31, 2017, and the related statements of revenues and expenses – cash basis for the month then ended. In accordance with Statements on Standards for Accounting and Review Services promulgated by the Accounting and Review Services Committee of the AICPA. We did not audit or review the financial statements nor were we required to perform any procedures to verify the accuracy or completeness of the information provided by management. Accordingly, we do not express an opinion, a conclusion, nor provide any form of assurance on these financial statements.

The financial statements are prepared in accordance with the cash basis of accounting, a comprehensive basis of accounting other than accounting principles generally accepted in the United States of America.

The accompanying annual appropriations listing of South Rock Island Township for the year ending March 31, 2018 has not been compiled or examined by us, and accordingly, we do not express an opinion or any other form of assurance on it.

The Township has elected to comply with the provisions of GASB Statement No. 34, Basis Financial Statements – and Management’s Discussion and Analysis – for State and Local Governments, as amended and interpreted. This requires that the Township reflect its fixed assets net of depreciation. The balance reflected is from their March 31, 2016 Illinois Annual Financial Report.

Management has elected to omit substantially all of the disclosures ordinarily included in financial statements prepared in accordance with the cash basis of accounting. If the omitted disclosures were included in the financial statements, they might influence the user’s conclusions about the government’s assets, liabilities, fund balances, revenues, and expenditures. Accordingly, the financial statements are not designed for those who are not informed about such matters.

*Hoffman & Tranel, PC*

Hoffman & Tranel, PC  
Rock Island, IL



**South Rock Island Township**  
**Statement of Assets, Liabilities, & Fund Balances-Cash Basis**  
**Unaudited - October 31, 2017**

|                                       | Oct 31, 17          |
|---------------------------------------|---------------------|
| <b>ASSETS</b>                         |                     |
| Current Assets                        |                     |
| Checking/Savings                      |                     |
| 1001 Checking/ Am. Bank- Tf           | 518,388.28          |
| 1101 Checking/ Am. Bank- G/           | 321,505.44          |
| <b>Total Checking/Savings</b>         | <b>839,893.72</b>   |
| <b>Total Current Assets</b>           | <b>839,893.72</b>   |
| Fixed Assets                          |                     |
| 1500 Building                         | 157,907.97          |
| 1600 Equipment                        | 2,720.60            |
| <b>Total Fixed Assets</b>             | <b>160,628.57</b>   |
| <b>TOTAL ASSETS</b>                   | <b>1,000,522.29</b> |
| <b>LIABILITIES &amp; EQUITY</b>       |                     |
| Liabilities:                          |                     |
| Current Liabilities:                  |                     |
| Other Current Liabilities:            |                     |
| 3320 Acrd Fed W/H Payable             | 1,393.00            |
| 3330 Acrd Soc. Sec./Medicare          | 1,758.70            |
| 3340 Acrd IL W/H Tax Payable          | 622.32              |
| 3345 Accrued IA W/H Tax Payable       | 90.00               |
| 3350 Acrd IL U/C Tax Payable          | 44.89               |
| 3360 Acrd IMRF                        | 2,083.72            |
| 3370 Acrd Health Insurance            | 16.48               |
| <b>Total Other Current Liability</b>  | <b>6,009.11</b>     |
| <b>Total Current Liability:</b>       | <b>6,009.11</b>     |
| <b>Total Liability:</b>               | <b>6,009.11</b>     |
| Equity                                |                     |
| 4500 Fund Bal-Town Func               | 322,566.67          |
| 4510 Fund Bal-Social Security         | 13,613.49           |
| 4520 Fund Bal-Gen Assitance           | 277,764.42          |
| 4530 Fund Bal-Audit Func              | 6,076.16            |
| 4540 Fund Bal-Insurance Func          | 11,965.14           |
| 4550 Fund Bal-IL Muni Retmnt          | 35,534.70           |
| 4560 Investments-Capital Asset:       | 160,628.57          |
| Net Income                            | 166,364.03          |
| <b>Total Equity</b>                   | <b>994,513.18</b>   |
| <b>TOTAL LIABILITIES &amp; EQUITY</b> | <b>1,000,522.29</b> |

South Rock Island Township  
**STATEMENTS OF REVENUE COLLECTED & EXPENDITURES PAID**  
**TOWN FUND/TOTAL-CASH BASIS-UNAUDITED-PER END. OCT. 31, 2017**

|  | Oct 17           | Budget           | Apr - Oct 17      | YTD Budget        | Annual Budget     |
|--|------------------|------------------|-------------------|-------------------|-------------------|
| <b>Income</b>                          |                  |                  |                   |                   |                   |
| 5000 Property Tax                      | 8,651.48         | 43,000.00        | 229,208.72        | 215,000.00        | 301,000.00        |
| 5010 Replacement Tax                   | 3,649.28         | 2,916.67         | 22,586.10         | 20,416.69         | 35,000.00         |
| 5020 Interest Income                   | 218.75           | 125.00           | 1,278.46          | 875.00            | 1,500.00          |
| 5105 GA Reimbursement-SSI              | 0.00             | 0.00             | 8,349.01          | 0.00              | 0.00              |
| <b>Total Income</b>                    | <b>12,519.51</b> | <b>46,041.67</b> | <b>261,422.29</b> | <b>236,291.69</b> | <b>337,500.00</b> |
| <b>Gross Profit</b>                    | <b>12,519.51</b> | <b>46,041.67</b> | <b>261,422.29</b> | <b>236,291.69</b> | <b>337,500.00</b> |
| <b>Expense</b>                         |                  |                  |                   |                   |                   |
| <b>ADMIN &amp; EXPENDITURES</b>        |                  |                  |                   |                   |                   |
| 60 - Personnel                         |                  |                  |                   |                   |                   |
| 6000 Salaries                          | 11,481.84        | 11,916.67        | 79,354.24         | 83,416.69         | 143,000.00        |
| 6020 Health Insurance                  | 1,704.52         | 1,875.00         | 11,439.66         | 13,125.00         | 22,500.00         |
| 6060 Medical Clinic                    | 162.88           | 333.33           | 1,305.58          | 2,333.35          | 4,000.00          |
| <b>Total 60 - Personnel</b>            | <b>13,349.24</b> | <b>14,125.00</b> | <b>92,099.48</b>  | <b>98,875.04</b>  | <b>169,500.00</b> |
| 61 - Contractual Services              |                  |                  |                   |                   |                   |
| 6100 Accounting Services               | 360.00           | 375.00           | 2,445.00          | 2,625.00          | 4,500.00          |
| 6110 Bldg Maintenance & Repairs        | 275.57           | 750.00           | 3,025.33          | 5,250.00          | 9,000.00          |
| 6120 Building Security                 | 0.00             | 50.00            | 0.00              | 350.00            | 600.00            |
| 6130 Copier/Computer/Software          | 615.83           | 1,125.00         | 7,087.99          | 7,875.00          | 13,500.00         |
| 6140 Dues & Subscriptions              | 0.00             | 158.34           | 1,267.78          | 1,108.30          | 1,900.00          |
| 6150 Legal & Professional              | 580.00           | 375.00           | 1,905.00          | 2,625.00          | 4,500.00          |
| 6160 Postage                           | 0.00             | 75.00            | 472.40            | 525.00            | 900.00            |
| 6170 Publishing                        | 29.52            | 666.67           | 3,644.41          | 4,666.65          | 8,000.00          |
| 6190 Telephone                         | 212.01           | 225.00           | 1,534.40          | 1,575.00          | 2,700.00          |
| 6200 Travel/Training                   | 0.00             | 875.00           | 5,200.07          | 6,125.00          | 10,500.00         |
| 6210 935 29th Avenue                   | 216.71           | 416.67           | 3,090.76          | 2,916.65          | 5,000.00          |
| 6220 Utilities                         | 268.97           | 500.00           | 2,708.06          | 3,500.00          | 6,000.00          |
| <b>Total 61 - Contractual Services</b> | <b>2,558.61</b>  | <b>5,591.68</b>  | <b>32,381.20</b>  | <b>39,141.60</b>  | <b>67,100.00</b>  |

See Independent Accountants' Compilation Report

South Rock Island Township  
**STATEMENTS OF REVENUE COLLECTED & EXPENDITURES PAID**  
**TOWN FUND/TOTAL-CASH BASIS-UNAUDITED-PER END. OCT. 31, 2017**

|  | Oct 17           | Budget           | Apr - Oct 17      | YTD Budget       | Annual Budget    |
|--|------------------|------------------|-------------------|------------------|------------------|
| <b>63 - Commodities</b>                      |                  |                  |                   |                  |                  |
| 6300 Bank Charges                            | 277.51           | 0.00             | 277.51            | 0.00             | 0.00             |
| 6310 Miscellaneous                           | 0.00             | 125.00           | 146.90            | 875.00           | 1,500.00         |
| 6320 Office Supplies                         | 130.57           | 291.66           | 1,861.20          | 2,041.70         | 3,500.00         |
| 6390 Contingencies                           | 0.00             | 4,291.67         | 0.00              | 30,041.65        | 51,500.00        |
| <b>Total 63 - Commodities</b>                | 408.08           | 4,708.33         | 2,285.61          | 32,958.35        | 56,500.00        |
| <b>64 - Capital Outlay/Building</b>          |                  |                  |                   |                  |                  |
| 6400 Building Repair                         | 0.00             | 416.67           | 0.00              | 2,916.65         | 5,000.00         |
| 6410 Equipment                               | 0.00             | 833.33           | 8,407.45          | 5,833.35         | 10,000.00        |
| 6420 Building Upgrade - GS                   | 0.00             | 250.00           | 0.00              | 1,750.00         | 3,000.00         |
| <b>Total 64 - Capital Outlay/Building</b>    | 0.00             | 1,500.00         | 8,407.45          | 10,500.00        | 18,000.00        |
| <b>66 - Miscellaneous Expenditures</b>       |                  |                  |                   |                  |                  |
| 6600 Community Development                   | 400.00           | 125.00           | 1,300.00          | 875.00           | 1,500.00         |
| 6610 Social Services                         | 0.00             | 83.33            | 0.00              | 583.35           | 1,000.00         |
| 6620 Senior Citizen Services                 | 535.00           | 1,666.67         | 7,192.08          | 11,666.65        | 20,000.00        |
| 6630 Youth & Youth Ed                        | 250.00           | 500.00           | 4,600.00          | 3,500.00         | 6,000.00         |
| 6640 Programs/Events GS                      | 744.29           | 250.00           | 2,170.37          | 1,750.00         | 3,000.00         |
| <b>Total 66 - Miscellaneous Expenditures</b> | 1,929.29         | 2,625.00         | 15,262.45         | 18,375.00        | 31,500.00        |
| <b>Total ADMIN &amp; EXPENDITURES</b>        | 18,245.22        | 28,550.01        | 150,436.19        | 199,849.99       | 342,600.00       |
| <b>Total Expense</b>                         | 18,245.22        | 28,550.01        | 150,436.19        | 199,849.99       | 342,600.00       |
| <b>Net Income</b>                            | <b>-5,725.71</b> | <b>17,491.66</b> | <b>110,986.10</b> | <b>36,441.70</b> | <b>-5,100.00</b> |

See Independent Accountants' Compilation Report

South Rock Island Township  
**STATEMENTS OF REVENUE COLLECTED & EXPENDITURES PAID**  
**TOWN FUND-CASH BASIS-UNAUDITED-PER. END OCT. 31, 2017**

|  | Oct 17    | Budget    | Apr - Oct 17 | YTD Budget | Annual Budget |
|--|-----------|-----------|--------------|------------|---------------|
| <b>Income</b>                          |           |           |              |            |               |
| 5000 Property Tax                      | 8,651.48  | 43,000.00 | 229,208.72   | 215,000.00 | 301,000.00    |
| 5010 Replacement Tax                   | 3,649.28  | 2,916.67  | 22,586.10    | 20,416.69  | 35,000.00     |
| 5020 Interest Income                   | 218.75    | 125.00    | 1,278.46     | 875.00     | 1,500.00      |
| 5105 GA Reimbursement-SSI              | 0.00      | 0.00      | 8,349.01     | 0.00       | 0.00          |
| <b>Total Income</b>                    | 12,519.51 | 46,041.67 | 261,422.29   | 236,291.69 | 337,500.00    |
| <b>Gross Profit</b>                    | 12,519.51 | 46,041.67 | 261,422.29   | 236,291.69 | 337,500.00    |
| <b>Expense</b>                         |           |           |              |            |               |
| <b>ADMIN &amp; EXPENDITURES</b>        |           |           |              |            |               |
| 60 - Personnel                         |           |           |              |            |               |
| 6000 Salaries                          | 7,861.00  | 8,166.67  | 55,157.50    | 57,166.69  | 98,000.00     |
| 6020 Health Insurance                  | 426.13    | 500.00    | 2,835.25     | 3,500.00   | 6,000.00      |
| 6060 Medical Clinic                    | 54.29     | 83.33     | 435.19       | 583.35     | 1,000.00      |
| <b>Total 60 - Personnel</b>            | 8,341.42  | 8,750.00  | 58,427.94    | 61,250.04  | 105,000.00    |
| 61 - Contractual Services              |           |           |              |            |               |
| 6100 Accounting Services               | 360.00    | 375.00    | 2,445.00     | 2,625.00   | 4,500.00      |
| 6110 Bldg Maintenance & Repairs        | 275.57    | 750.00    | 3,025.33     | 5,250.00   | 9,000.00      |
| 6120 Building Security                 | 0.00      | 50.00     | 0.00         | 350.00     | 600.00        |
| 6130 Copier/Computer/Software          | 268.48    | 458.33    | 1,972.11     | 3,208.35   | 5,500.00      |
| 6140 Dues & Subscriptions              | 0.00      | 91.67     | 1,047.95     | 641.65     | 1,100.00      |
| 6150 Legal & Professional              | 580.00    | 250.00    | 1,242.50     | 1,750.00   | 3,000.00      |
| 6160 Postage                           | 0.00      | 41.67     | 129.40       | 291.65     | 500.00        |
| 6170 Publishing                        | 29.52     | 666.67    | 3,644.41     | 4,666.65   | 8,000.00      |
| 6190 Telephone                         | 70.67     | 83.33     | 521.47       | 583.35     | 1,000.00      |
| 6200 Travel/Training                   | 0.00      | 375.00    | 1,002.77     | 2,625.00   | 4,500.00      |
| 6210 935 29th Avenue                   | 216.71    | 416.67    | 3,090.76     | 2,916.65   | 5,000.00      |
| 6220 Utilities                         | 268.97    | 500.00    | 2,708.06     | 3,500.00   | 6,000.00      |
| <b>Total 61 - Contractual Services</b> | 2,069.92  | 4,058.34  | 20,829.76    | 28,408.30  | 48,700.00     |

See Independent Accountants' Compilation Report

South Rock Island Township  
**STATEMENTS OF REVENUE COLLECTED & EXPENDITURES PAID**  
**TOWN FUND-CASH BASIS-UNAUDITED-PER. END OCT. 31, 2017**

|   | Oct 17         | Budget           | Apr - Oct 17      | YTD Budget       | Annual Budget    |
|---|----------------|------------------|-------------------|------------------|------------------|
| <b>63 - Commodities</b>                     |                |                  |                   |                  |                  |
| 6300 Bank Charges                           | 277.51         | 0.00             | 277.51            | 0.00             | 0.00             |
| 6310 Miscellaneous                          | 0.00           | 83.33            | 50.95             | 583.35           | 1,000.00         |
| 6320 Office Supplies                        | 130.57         | 208.33           | 1,361.41          | 1,458.35         | 2,500.00         |
| 6390 Contingencies                          | 0.00           | 4,166.67         | 0.00              | 29,166.65        | 50,000.00        |
| <b>Total 63 - Commodities</b>               | 408.08         | 4,458.33         | 1,689.87          | 31,208.35        | 53,500.00        |
| <b>64 - Capital Outlay/Building</b>         |                |                  |                   |                  |                  |
| 6400 Building Repair                        | 0.00           | 416.67           | 0.00              | 2,916.65         | 5,000.00         |
| 6410 Equipment                              | 0.00           | 750.00           | 8,407.45          | 5,250.00         | 9,000.00         |
| 6420 Building Upgrade - GS                  | 0.00           | 250.00           | 0.00              | 1,750.00         | 3,000.00         |
| <b>Total 64 - Capital Outlay/Building</b>   | 0.00           | 1,416.67         | 8,407.45          | 9,916.65         | 17,000.00        |
| <b>66 - Miscellaneous Expenditures</b>      |                |                  |                   |                  |                  |
| 6600 Community Development                  | 400.00         | 125.00           | 1,300.00          | 875.00           | 1,500.00         |
| 6610 Social Services                        | 0.00           | 83.33            | 0.00              | 583.35           | 1,000.00         |
| 6620 Senior Citizen Services                | 535.00         | 1,666.67         | 7,192.08          | 11,666.65        | 20,000.00        |
| 6630 Youth & Youth Ed                       | 250.00         | 500.00           | 4,600.00          | 3,500.00         | 6,000.00         |
| 6640 Programs/Events GS                     | 744.29         | 250.00           | 2,170.37          | 1,750.00         | 3,000.00         |
| <b>Total 66 - Miscellaneous Expendit...</b> | 1,929.29       | 2,625.00         | 15,262.45         | 18,375.00        | 31,500.00        |
| <b>Total ADMIN &amp; EXPENDITURES</b>       | 12,748.71      | 21,308.34        | 104,617.47        | 149,158.34       | 255,700.00       |
| <b>Total Expense</b>                        | 12,748.71      | 21,308.34        | 104,617.47        | 149,158.34       | 255,700.00       |
| <b>Net Income</b>                           | <b>-229.20</b> | <b>24,733.33</b> | <b>156,804.82</b> | <b>87,133.35</b> | <b>81,800.00</b> |

See Independent Accountants' Compilation Report

South Rock Island Township  
**STATEMENTS OF REVENUE COLLECTED & EXPENDITURES PAID**  
**TOWN FUND ASSR-CASH BASIS-UNAUDITED-PER. END OCT. 31, 2017**

| Expense                                  | Oct 17          | Budget          | Apr - Oct 17     | YTD Budget       | Annual Budget    |
|--|-----------------|-----------------|------------------|------------------|------------------|
| <b>ADMIN &amp; EXPENDITURES</b>          |                 |                 |                  |                  |                  |
| 60 - Personnel                           |                 |                 |                  |                  |                  |
| 6000 Salaries                            | 3,620.84        | 3,750.00        | 24,196.74        | 26,250.00        | 45,000.00        |
| 6020 Health Insurance                    | 1,278.39        | 1,375.00        | 8,604.41         | 9,625.00         | 16,500.00        |
| 6060 Medical Clinic                      | 108.59          | 250.00          | 870.39           | 1,750.00         | 3,000.00         |
| <b>Total 60 - Personnel</b>              | <b>5,007.82</b> | <b>5,375.00</b> | <b>33,671.54</b> | <b>37,625.00</b> | <b>64,500.00</b> |
| 61 - Contractual Services                |                 |                 |                  |                  |                  |
| 6130 Copier/Computer/Soft...             | 347.35          | 666.67          | 5,115.88         | 4,666.65         | 8,000.00         |
| 6140 Dues & Subscriptions                | 0.00            | 66.67           | 219.83           | 466.65           | 800.00           |
| 6150 Legal & Professional                | 0.00            | 125.00          | 662.50           | 875.00           | 1,500.00         |
| 6160 Postage                             | 0.00            | 33.33           | 343.00           | 233.35           | 400.00           |
| 6190 Telephone                           | 141.34          | 141.67          | 1,012.93         | 991.65           | 1,700.00         |
| 6200 Travel/Training                     | 0.00            | 500.00          | 4,197.30         | 3,500.00         | 6,000.00         |
| <b>Total 61 - Contractual Services</b>   | <b>488.69</b>   | <b>1,533.34</b> | <b>11,551.44</b> | <b>10,733.30</b> | <b>18,400.00</b> |
| 63 - Commodities                         |                 |                 |                  |                  |                  |
| 6310 Miscellaneous                       | 0.00            | 41.67           | 95.95            | 291.65           | 500.00           |
| 6320 Office Supplies                     | 0.00            | 83.33           | 499.79           | 583.35           | 1,000.00         |
| 6390 Contingencies                       | 0.00            | 125.00          | 0.00             | 875.00           | 1,500.00         |
| <b>Total 63 - Commodities</b>            | <b>0.00</b>     | <b>250.00</b>   | <b>595.74</b>    | <b>1,750.00</b>  | <b>3,000.00</b>  |
| 64 - Capital Outlay/Building             |                 |                 |                  |                  |                  |
| 6410 Equipment                           | 0.00            | 83.33           | 0.00             | 583.35           | 1,000.00         |
| <b>Total 64 - Capital Outlay/Buil...</b> | <b>0.00</b>     | <b>83.33</b>    | <b>0.00</b>      | <b>583.35</b>    | <b>1,000.00</b>  |
| <b>Total ADMIN &amp; EXPENDITURES</b>    | <b>5,496.51</b> | <b>7,241.67</b> | <b>45,818.72</b> | <b>50,691.65</b> | <b>86,900.00</b> |

See Independent Accountants' Compilation Report

South Rock Island Township  
**STATEMENTS OF REVENUE COLLECTED & EXPENDITURES PAID**  
**TOWN FUND ASSR-CASH BASIS-UNAUDITED-PER. END OCT. 31, 2017**

|                      | Oct 17           | Budget           | Apr - Oct 17      | YTD Budget        | Annual Budget     |
|----------------------|------------------|------------------|-------------------|-------------------|-------------------|
| <b>Total Expense</b> | 5,496.51         | 7,241.67         | 45,818.72         | 50,691.65         | 86,900.00         |
| <b>Net Income</b>    | <b>-5,496.51</b> | <b>-7,241.67</b> | <b>-45,818.72</b> | <b>-50,691.65</b> | <b>-86,900.00</b> |

See Independent Accountants' Compilation Report

South Rock Island Township  
**STATEMENTS OF REVENUE COLLECTED & EXPENDITURES PAID**  
**GENERAL ASST-CASH BASIS-UNAUDITED-PER END OCT. 31, 2017**

|  | Oct 17          | Budget           | Apr - Oct 17      | YTD Budget        | Annual Budget     |
|--|-----------------|------------------|-------------------|-------------------|-------------------|
| <b>Income</b>                          |                 |                  |                   |                   |                   |
| 5000 Property Tax                      | 4,030.47        | 20,000.00        | 110,678.72        | 100,000.00        | 140,000.00        |
| 5020 Interest Income                   | 147.37          | 100.00           | 888.94            | 700.00            | 1,200.00          |
| 5120 Intergovrmt Agreemt-GA            | 0.00            | 83.33            | 175.00            | 583.35            | 1,000.00          |
| <b>Total Income</b>                    | <b>4,177.84</b> | <b>20,183.33</b> | <b>111,742.66</b> | <b>101,283.35</b> | <b>142,200.00</b> |
| <b>Gross Profit</b>                    | <b>4,177.84</b> | <b>20,183.33</b> | <b>111,742.66</b> | <b>101,283.35</b> | <b>142,200.00</b> |
| <b>Expense</b>                         |                 |                  |                   |                   |                   |
| <b>ADMIN &amp; EXPENDITURES</b>        |                 |                  |                   |                   |                   |
| 60 - Personnel                         |                 |                  |                   |                   |                   |
| 6000 Salaries                          | 4,095.84        | 4,333.33         | 31,476.98         | 30,333.35         | 52,000.00         |
| 6020 Health Insurance                  | 0.00            | 500.00           | 459.02            | 3,500.00          | 6,000.00          |
| 6060 Medical Clinic                    | 54.29           | 83.33            | 435.19            | 583.35            | 1,000.00          |
| <b>Total 60 - Personnel</b>            | <b>4,150.13</b> | <b>4,916.66</b>  | <b>32,371.19</b>  | <b>34,416.70</b>  | <b>59,000.00</b>  |
| 61 - Contractual Services              |                 |                  |                   |                   |                   |
| 6130 Copier/Computer/Software          | 1,979.66        | 583.33           | 3,652.94          | 4,083.35          | 7,000.00          |
| 6140 Dues & Subscriptions              | 0.00            | 16.67            | 0.00              | 116.65            | 200.00            |
| 6150 Legal & Professional              | 0.00            | 125.00           | 0.00              | 875.00            | 1,500.00          |
| 6160 Postage                           | 0.00            | 41.67            | 122.50            | 291.65            | 500.00            |
| 6190 Telephone                         | 70.66           | 83.33            | 521.47            | 583.35            | 1,000.00          |
| 6200 Travel/Training                   | 0.00            | 250.00           | 160.00            | 1,750.00          | 3,000.00          |
| <b>Total 61 - Contractual Services</b> | <b>2,050.32</b> | <b>1,100.00</b>  | <b>4,456.91</b>   | <b>7,700.00</b>   | <b>13,200.00</b>  |
| 63 - Commodities                       |                 |                  |                   |                   |                   |
| 6310 Miscellaneous                     | 0.00            | 41.67            | 0.00              | 291.65            | 500.00            |
| 6320 Office Supplies                   | 500.05          | 166.67           | 1,042.28          | 1,166.65          | 2,000.00          |
| 6390 Contingencies                     | 0.00            | 2,083.33         | 0.00              | 14,583.35         | 25,000.00         |
| <b>Total 63 - Commodities</b>          | <b>500.05</b>   | <b>2,291.67</b>  | <b>1,042.28</b>   | <b>16,041.65</b>  | <b>27,500.00</b>  |

See Independent Accountants' Compilation Report



South Rock Island Township  
**STATEMENTS OF REVENUE COLLECTED & EXPENDITURES PAID**  
**GENERAL ASST-CASH BASIS-UNAUDITED-PER END OCT. 31, 2017**

|  | Oct 17           | Budget          | Apr - Oct 17     | YTD Budget        | Annual Budget     |
|--|------------------|-----------------|------------------|-------------------|-------------------|
| <b>64 - Capital Outlay/Building</b>          |                  |                 |                  |                   |                   |
| 6410 Equipment                               | 0.00             | 166.67          | 2,911.33         | 1,166.65          | 2,000.00          |
| <b>Total 64 - Capital Outlay/Building</b>    | 0.00             | 166.67          | 2,911.33         | 1,166.65          | 2,000.00          |
| <b>66 - Miscellaneous Expenditures</b>       |                  |                 |                  |                   |                   |
| 6640 Programs/Events GS                      | 365.62           | 250.00          | 1,269.08         | 1,750.00          | 3,000.00          |
| <b>Total 66 - Miscellaneous Expenditu...</b> | 365.62           | 250.00          | 1,269.08         | 1,750.00          | 3,000.00          |
| <b>Total ADMIN &amp; EXPENDITURES</b>        | 7,066.12         | 8,725.00        | 42,050.79        | 61,075.00         | 104,700.00        |
| <b>HOME RELIEF</b>                           |                  |                 |                  |                   |                   |
| 6700 General Assistance                      | 4,187.58         | 5,833.33        | 24,333.48        | 40,833.35         | 70,000.00         |
| 6710 Medical Services                        | 0.00             | 2,083.33        | 550.00           | 14,583.35         | 25,000.00         |
| 6720 Emergency Assistance                    | 0.00             | 1,250.00        | 149.00           | 8,750.00          | 15,000.00         |
| 6730 Catastrophic Health Ins.                | 0.00             | 183.33          | 2,015.00         | 1,283.35          | 2,200.00          |
| 6740 Employment Relief                       | 59.98            | 166.67          | 287.43           | 1,166.65          | 2,000.00          |
| <b>Total HOME RELIEF</b>                     | 4,247.56         | 9,516.66        | 27,334.91        | 66,616.70         | 114,200.00        |
| <b>Total Expense</b>                         | 11,313.68        | 18,241.66       | 69,385.70        | 127,691.70        | 218,900.00        |
| <b>Net Income</b>                            | <b>-7,135.84</b> | <b>1,941.67</b> | <b>42,356.96</b> | <b>-26,408.35</b> | <b>-76,700.00</b> |

See Independent Accountants' Compilation Report

South Rock Island Township  
**STATEMENTS OF REVENUE COLLECTED & EXPENDITURES PAID**  
**SOC. SEC. FUND-CASH BASIS-UNAUDITED-PER. END. OCT. 31, 2017**

|                                       | Oct 17         | Budget        | Apr - Oct 17     | YTD Budget      | Annual Budget    |
|---------------------------------------|----------------|---------------|------------------|-----------------|------------------|
| <b>Income</b>                         |                |               |                  |                 |                  |
| 5000 Property Tax                     | 411.84         | 2,000.00      | 19,674.69        | 10,000.00       | 14,000.00        |
| <b>Total Income</b>                   | 411.84         | 2,000.00      | 19,674.69        | 10,000.00       | 14,000.00        |
| <b>Gross Profit</b>                   | 411.84         | 2,000.00      | 19,674.69        | 10,000.00       | 14,000.00        |
| <b>Expense</b>                        |                |               |                  |                 |                  |
| <b>ADMIN &amp; EXPENDITURES</b>       |                |               |                  |                 |                  |
| 60 - Personnel                        |                |               |                  |                 |                  |
| 6010 Social Security/Medi...          | 1,191.70       | 1,250.00      | 8,478.58         | 8,750.00        | 15,000.00        |
| <b>Total 60 - Personnel</b>           | 1,191.70       | 1,250.00      | 8,478.58         | 8,750.00        | 15,000.00        |
| <b>Total ADMIN &amp; EXPENDITURES</b> | 1,191.70       | 1,250.00      | 8,478.58         | 8,750.00        | 15,000.00        |
| <b>Total Expense</b>                  | 1,191.70       | 1,250.00      | 8,478.58         | 8,750.00        | 15,000.00        |
| <b>Net Income</b>                     | <b>-779.86</b> | <b>750.00</b> | <b>11,196.11</b> | <b>1,250.00</b> | <b>-1,000.00</b> |

See Independent Accountants' Compilation Report

South Rock Island Township  
**STATEMENTS OF REVENUE COLLECTED & EXPENDITURES PAID**  
**IMRF FUND-CASH BASIS-UNAUDITED-PER. END. OCT. 31, 2017**

|                                       | Oct 17           | Budget        | Apr - Oct 17    | YTD Budget       | Annual Budget    |
|---------------------------------------|------------------|---------------|-----------------|------------------|------------------|
| <b>Income</b>                         |                  |               |                 |                  |                  |
| 5000 Property Tax                     | 661.74           | 3,285.71      | 18,171.71       | 16,428.58        | 23,000.00        |
| <b>Total Income</b>                   | 661.74           | 3,285.71      | 18,171.71       | 16,428.58        | 23,000.00        |
| <b>Gross Profit</b>                   | 661.74           | 3,285.71      | 18,171.71       | 16,428.58        | 23,000.00        |
| <b>Expense</b>                        |                  |               |                 |                  |                  |
| <b>ADMIN &amp; EXPENDITURES</b>       |                  |               |                 |                  |                  |
| 60 - Personnel                        |                  |               |                 |                  |                  |
| 6030 IMRF-Township Sh...              | 1,706.29         | 2,500.00      | 12,151.88       | 17,500.00        | 30,000.00        |
| <b>Total 60 - Personnel</b>           | 1,706.29         | 2,500.00      | 12,151.88       | 17,500.00        | 30,000.00        |
| <b>Total ADMIN &amp; EXPENDITU...</b> | 1,706.29         | 2,500.00      | 12,151.88       | 17,500.00        | 30,000.00        |
| <b>Total Expense</b>                  | 1,706.29         | 2,500.00      | 12,151.88       | 17,500.00        | 30,000.00        |
| <b>Net Income</b>                     | <b>-1,044.55</b> | <b>785.71</b> | <b>6,019.83</b> | <b>-1,071.42</b> | <b>-7,000.00</b> |

See Independent Accountants' Compilation Report

South Rock Island Township  
**STATEMENTS OF REVENUE COLLECTED & EXPENDITURES PAID**  
**INS. FUND-CASH BASIS-UNAUDITED-PER. END. OCT. 31, 2017**

|  | Oct 17        | Budget        | Apr - Oct 17     | YTD Budget     | Annual Budget    |
|--|---------------|---------------|------------------|----------------|------------------|
| <b>Income</b>                          |               |               |                  |                |                  |
| 5000 Property Tax                      | 175.91        | 857.14        | 4,830.46         | 4,285.72       | 6,000.00         |
| <b>Total Income</b>                    | 175.91        | 857.14        | 4,830.46         | 4,285.72       | 6,000.00         |
| <b>Gross Profit</b>                    | 175.91        | 857.14        | 4,830.46         | 4,285.72       | 6,000.00         |
| <b>Expense</b>                         |               |               |                  |                |                  |
| <b>ADMIN &amp; EXPENDITURES</b>        |               |               |                  |                |                  |
| 60 - Personnel                         |               |               |                  |                |                  |
| 6040 Unemployment Insuran...           | 44.89         | 41.67         | 1,334.52         | 291.65         | 500.00           |
| <b>Total 60 - Personnel</b>            | 44.89         | 41.67         | 1,334.52         | 291.65         | 500.00           |
| 61 - Contractual Services              |               |               |                  |                |                  |
| 6180 Risk Management Con...            | 0.00          | 708.33        | 8,496.00         | 4,958.35       | 8,500.00         |
| <b>Total 61 - Contractual Services</b> | 0.00          | 708.33        | 8,496.00         | 4,958.35       | 8,500.00         |
| <b>Total ADMIN &amp; EXPENDITURES</b>  | 44.89         | 750.00        | 9,830.52         | 5,250.00       | 9,000.00         |
| <b>Total Expense</b>                   | 44.89         | 750.00        | 9,830.52         | 5,250.00       | 9,000.00         |
| <b>Net Income</b>                      | <b>131.02</b> | <b>107.14</b> | <b>-5,000.06</b> | <b>-964.28</b> | <b>-3,000.00</b> |

See Independent Accountants' Compilation Report

South Rock Island Township  
**STATEMENTS OF REVENUE COLLECTED & EXPENDITURES PAID**  
**AUDIT FUND-CASH BASIS-UNAUDITED-PER. END. OCT. 31, 2017**

|  | Oct 17       | Budget         | Apr - Oct 17  | YTD Budget       | Annual Budget    |
|--|--------------|----------------|---------------|------------------|------------------|
| <b>Income</b>                          |              |                |               |                  |                  |
| 5000 Property Tax                      | 29.32        | 142.86         | 805.09        | 714.28           | 1,000.00         |
| <b>Total Income</b>                    | 29.32        | 142.86         | 805.09        | 714.28           | 1,000.00         |
| <b>Gross Profit</b>                    | 29.32        | 142.86         | 805.09        | 714.28           | 1,000.00         |
| <b>Expense</b>                         |              |                |               |                  |                  |
| <b>ADMIN &amp; EXPENDITURES</b>        |              |                |               |                  |                  |
| 61 - Contractual Services              |              |                |               |                  |                  |
| 6100 Accounting Services               | 0.00         | 416.67         | 0.00          | 2,916.65         | 5,000.00         |
| <b>Total 61 - Contractual Serv...</b>  | 0.00         | 416.67         | 0.00          | 2,916.65         | 5,000.00         |
| <b>Total ADMIN &amp; EXPENDITUR...</b> | 0.00         | 416.67         | 0.00          | 2,916.65         | 5,000.00         |
| <b>Total Expense</b>                   | 0.00         | 416.67         | 0.00          | 2,916.65         | 5,000.00         |
| <b>Net Income</b>                      | <b>29.32</b> | <b>-273.81</b> | <b>805.09</b> | <b>-2,202.37</b> | <b>-4,000.00</b> |

See Independent Accountants' Compilation Report

South Rock Island Township  
**STATEMENTS OF REVENUE COLLECTED & EXPENDITURES PAID**  
**CASH BASIS-UNAUDITED-PER. END. OCT. 31, 2017**

|  | Oct 17           | Budget           | Apr - Oct 17      | YTD Budget        | Annual Budget     |
|--|------------------|------------------|-------------------|-------------------|-------------------|
| 6210 935 29th Avenue                       | 216.71           | 416.67           | 3,090.76          | 2,916.65          | 5,000.00          |
| 6220 Utilities                             | 268.97           | 500.00           | 2,708.06          | 3,500.00          | 6,000.00          |
| <b>Total 61 - Contractual Services</b>     | <b>4,608.93</b>  | <b>7,816.68</b>  | <b>45,334.11</b>  | <b>54,716.60</b>  | <b>93,800.00</b>  |
| <b>63 - Commodities</b>                    |                  |                  |                   |                   |                   |
| 6300 Bank Charges                          | 424.29           | 0.00             | 424.29            | 0.00              | 0.00              |
| 6310 Miscellaneous                         | 0.00             | 166.67           | 146.90            | 1,166.65          | 2,000.00          |
| 6320 Office Supplies                       | 483.84           | 458.33           | 2,756.70          | 3,208.35          | 5,500.00          |
| 6390 Contingencies                         | 0.00             | 6,375.00         | 0.00              | 44,625.00         | 76,500.00         |
| <b>Total 63 - Commodities</b>              | <b>908.13</b>    | <b>7,000.00</b>  | <b>3,327.89</b>   | <b>49,000.00</b>  | <b>84,000.00</b>  |
| <b>64 - Capital Outlay/Building</b>        |                  |                  |                   |                   |                   |
| 6400 Building Repair                       | 0.00             | 416.67           | 0.00              | 2,916.65          | 5,000.00          |
| 6410 Equipment                             | 0.00             | 1,000.00         | 11,318.78         | 7,000.00          | 12,000.00         |
| 6420 Building Upgrade - GS                 | 0.00             | 250.00           | 0.00              | 1,750.00          | 3,000.00          |
| <b>Total 64 - Capital Outlay/Building</b>  | <b>0.00</b>      | <b>1,666.67</b>  | <b>11,318.78</b>  | <b>11,666.65</b>  | <b>20,000.00</b>  |
| <b>66 - Miscellaneous Expenditures</b>     |                  |                  |                   |                   |                   |
| 6600 Community Development                 | 400.00           | 125.00           | 1,300.00          | 875.00            | 1,500.00          |
| 6610 Social Services                       | 0.00             | 83.33            | 0.00              | 583.35            | 1,000.00          |
| 6620 Senior Citizen Services               | 535.00           | 1,666.67         | 7,192.08          | 11,666.65         | 20,000.00         |
| 6630 Youth & Youth Ed                      | 250.00           | 500.00           | 4,600.00          | 3,500.00          | 6,000.00          |
| 6640 Programs/Events GS                    | 1,109.91         | 500.00           | 3,439.45          | 3,500.00          | 6,000.00          |
| <b>Total 66 - Miscellaneous Expendi...</b> | <b>2,294.91</b>  | <b>2,875.00</b>  | <b>16,531.53</b>  | <b>20,125.00</b>  | <b>34,500.00</b>  |
| <b>Total ADMIN &amp; EXPENDITURES</b>      | <b>28,254.22</b> | <b>42,191.68</b> | <b>222,947.96</b> | <b>295,341.64</b> | <b>506,300.00</b> |

See Independent Accountants' Compilation Report

South Rock Island Township  
**STATEMENTS OF REVENUE COLLECTED & EXPENDITURES PAID**  
**CASH BASIS-UNAUDITED-PER. END. OCT. 31, 2017**

|                                  | Oct 17           | Budget           | Apr - Oct 17      | YTD Budget        | Annual Budget     |
|----------------------------------|------------------|------------------|-------------------|-------------------|-------------------|
| <b>Income</b>                    |                  |                  |                   |                   |                   |
| 5000 Property Tax                | 13,960.76        | 69,285.71        | 383,369.39        | 346,428.58        | 485,000.00        |
| 5010 Replacement Tax             | 3,649.28         | 2,916.67         | 22,586.10         | 20,416.69         | 35,000.00         |
| 5020 Interest Income             | 366.12           | 225.00           | 2,167.40          | 1,575.00          | 2,700.00          |
| 5105 GA Reimbursement-SSI        | 0.00             | 0.00             | 8,349.01          | 0.00              | 0.00              |
| 5120 Intergovermt Agreemt-GA     | 0.00             | 83.33            | 175.00            | 583.35            | 1,000.00          |
| <b>Total Income</b>              | <b>17,976.16</b> | <b>72,510.71</b> | <b>416,646.90</b> | <b>369,003.62</b> | <b>523,700.00</b> |
| <b>Gross Profit</b>              | <b>17,976.16</b> | <b>72,510.71</b> | <b>416,646.90</b> | <b>369,003.62</b> | <b>523,700.00</b> |
| <b>Expense</b>                   |                  |                  |                   |                   |                   |
| <b>ADMIN &amp; EXPENDITURES</b>  |                  |                  |                   |                   |                   |
| 60 - Personnel                   |                  |                  |                   |                   |                   |
| 6000 Salaries                    | 15,577.68        | 16,250.00        | 110,831.22        | 113,750.04        | 195,000.00        |
| 6010 Social Security/Medicare    | 1,191.70         | 1,250.00         | 8,478.58          | 8,750.00          | 15,000.00         |
| 6020 Health Insurance            | 1,704.52         | 2,375.00         | 11,898.68         | 16,625.00         | 28,500.00         |
| 6030 IMRF-Township Share         | 1,706.29         | 2,500.00         | 12,151.88         | 17,500.00         | 30,000.00         |
| 6040 Unemployment Insurance      | 44.89            | 41.67            | 1,334.52          | 291.65            | 500.00            |
| 6060 Medical Clinic              | 217.17           | 416.66           | 1,740.77          | 2,916.70          | 5,000.00          |
| <b>Total 60 - Personnel</b>      | <b>20,442.25</b> | <b>22,833.33</b> | <b>146,435.65</b> | <b>159,833.39</b> | <b>274,000.00</b> |
| 61 - Contractual Services        |                  |                  |                   |                   |                   |
| 6100 Accounting Services         | 360.00           | 791.67           | 2,445.00          | 5,541.65          | 9,500.00          |
| 6110 Bldg Maintenance & Repai... | 275.57           | 750.00           | 3,025.33          | 5,250.00          | 9,000.00          |
| 6120 Building Security           | 0.00             | 50.00            | 0.00              | 350.00            | 600.00            |
| 6130 Copier/Computer/Software    | 2,595.49         | 1,708.33         | 10,740.93         | 11,958.35         | 20,500.00         |
| 6140 Dues & Subscriptions        | 0.00             | 175.01           | 1,267.78          | 1,224.95          | 2,100.00          |
| 6150 Legal & Professional        | 580.00           | 500.00           | 1,905.00          | 3,500.00          | 6,000.00          |
| 6160 Postage                     | 0.00             | 116.67           | 594.90            | 816.65            | 1,400.00          |
| 6170 Publishing                  | 29.52            | 666.67           | 3,644.41          | 4,666.65          | 8,000.00          |
| 6180 Risk Management Contrib     | 0.00             | 708.33           | 8,496.00          | 4,958.35          | 8,500.00          |
| 6190 Telephone                   | 282.67           | 308.33           | 2,055.87          | 2,158.35          | 3,700.00          |
| 6200 Travel/Training             | 0.00             | 1,125.00         | 5,360.07          | 7,875.00          | 13,500.00         |

See Independent Accountants' Compilation Report

South Rock Island Township  
**STATEMENTS OF REVENUE COLLECTED & EXPENDITURES PAID**  
**CASH BASIS-UNAUDITED-PER. END. OCT. 31, 2017**

|                               | Oct 17            | Budget           | Apr - Oct 17      | YTD Budget        | Annual Budget     |
|-------------------------------|-------------------|------------------|-------------------|-------------------|-------------------|
| <b>HOME RELIEF</b>            |                   |                  |                   |                   |                   |
| 6700 General Assistance       | 4,187.58          | 5,833.33         | 24,333.48         | 40,833.35         | 70,000.00         |
| 6710 Medical Services         | 0.00              | 2,083.33         | 550.00            | 14,583.35         | 25,000.00         |
| 6720 Emergency Assistance     | 0.00              | 1,250.00         | 149.00            | 8,750.00          | 15,000.00         |
| 6730 Catastrophic Health Ins. | 0.00              | 183.33           | 2,015.00          | 1,283.35          | 2,200.00          |
| 6740 Employment Relief        | 59.98             | 166.67           | 287.43            | 1,166.65          | 2,000.00          |
| <b>Total HOME RELIEF</b>      | <b>4,247.56</b>   | <b>9,516.66</b>  | <b>27,334.91</b>  | <b>66,616.70</b>  | <b>114,200.00</b> |
| <b>Total Expense</b>          | <b>32,501.78</b>  | <b>51,708.34</b> | <b>250,282.87</b> | <b>361,958.34</b> | <b>620,500.00</b> |
| <b>Net Income</b>             | <b>-14,525.62</b> | <b>20,802.37</b> | <b>166,364.03</b> | <b>7,045.28</b>   | <b>-96,800.00</b> |



**South Rock Island Township**  
**STATEMENTS OF REVENUE COLLECTED & EXPENDITURES PAI**  
**CASH BASIS-UNAUDITED-PERIOD END. OCT. 31, 2017**

|  | Oct 17                   | Oct 16                   | \$ Change               |
|--|--------------------------|--------------------------|-------------------------|
| <b>Income</b>                                |                          |                          |                         |
| 5000 Property Tax                            | 13,960.76                | 13,170.28                | 790.48                  |
| 5010 Replacement Tax                         | 3,649.28                 | 5,016.19                 | -1,366.91               |
| 5020 Interest Income                         | 366.12                   | 314.29                   | 51.83                   |
| 5040 Miscellaneous Income                    | 0.00                     | 87.65                    | -87.65                  |
| <b>Total Income</b>                          | <u>17,976.16</u>         | <u>18,588.41</u>         | <u>-612.25</u>          |
| <b>Gross Profit</b>                          | 17,976.16                | 18,588.41                | -612.25                 |
| <b>Expense</b>                               |                          |                          |                         |
| <b>ADMIN &amp; EXPENDITURES</b>              |                          |                          |                         |
| 60 - Personnel                               |                          |                          |                         |
| 6000 Salaries                                | 15,577.68                | 15,347.68                | 230.00                  |
| 6010 Social Security/Medicar                 | 1,191.70                 | 1,174.10                 | 17.60                   |
| 6020 Health Insurance                        | 1,704.52                 | 2,562.39                 | -857.87                 |
| 6030 IMRF-Township Share                     | 1,706.29                 | 1,523.57                 | 182.72                  |
| 6040 Unemployment Insurance                  | 44.89                    | 22.38                    | 22.51                   |
| 6060 Medical Clinici                         | 217.17                   | 253.88                   | -36.71                  |
| <b>Total 60 - Personne</b>                   | <u>20,442.25</u>         | <u>20,884.00</u>         | <u>-441.75</u>          |
| 61 - Contractual Services:                   |                          |                          |                         |
| 6100 Accounting Services:                    | 360.00                   | 467.91                   | -107.91                 |
| 6110 Bldg Maintenance & Repair:              | 275.57                   | 305.12                   | -29.55                  |
| 6130 Copier/Computer/Software                | 2,595.49                 | 732.08                   | 1,863.41                |
| 6140 Dues & Subscription:                    | 0.00                     | 75.00                    | -75.00                  |
| 6150 Legal & Professiona                     | 580.00                   | 0.00                     | 580.00                  |
| 6160 Postage                                 | 0.00                     | 94.00                    | -94.00                  |
| 6170 Publishing                              | 29.52                    | 0.00                     | 29.52                   |
| 6190 Telephone                               | 282.67                   | 280.35                   | 2.32                    |
| 6200 Travel/Training                         | 0.00                     | 336.44                   | -336.44                 |
| 6210 935 29th Avenue                         | 216.71                   | 0.00                     | 216.71                  |
| 6220 Utilities:                              | 268.97                   | 231.13                   | 37.84                   |
| <b>Total 61 - Contractual Service:</b>       | <u>4,608.93</u>          | <u>2,522.03</u>          | <u>2,086.90</u>         |
| 63 - Commodities                             |                          |                          |                         |
| 6300 Bank Charges                            | 424.29                   | 0.00                     | 424.29                  |
| 6320 Office Supplies:                        | 483.84                   | 282.70                   | 201.14                  |
| <b>Total 63 - Commodities:</b>               | <u>908.13</u>            | <u>282.70</u>            | <u>625.43</u>           |
| 64 - Capital Outlay/Building                 |                          |                          |                         |
| 6410 Equipment                               | 0.00                     | 3,361.04                 | -3,361.04               |
| <b>Total 64 - Capital Outlay/Buildin:</b>    | <u>0.00</u>              | <u>3,361.04</u>          | <u>-3,361.04</u>        |
| 66 - Miscellaneous Expenditure:              |                          |                          |                         |
| 6600 Community Development:                  | 400.00                   | 0.00                     | 400.00                  |
| 6610 Social Services:                        | 0.00                     | 47.34                    | -47.34                  |
| 6620 Senior Citizen Service:                 | 535.00                   | 0.00                     | 535.00                  |
| 6630 Youth & Youth Ed                        | 250.00                   | 500.00                   | -250.00                 |
| 6640 Programs/Events GS                      | 1,109.91                 | 1,033.96                 | 75.95                   |
| <b>Total 66 - Miscellaneous Expenditure:</b> | <u>2,294.91</u>          | <u>1,581.30</u>          | <u>713.61</u>           |
| <b>Total ADMIN &amp; EXPENDITURES</b>        | <u>28,254.22</u>         | <u>28,631.07</u>         | <u>-376.85</u>          |
| <b>HOME RELIEF</b>                           |                          |                          |                         |
| 6700 General Assistance:                     | 4,187.58                 | 2,955.71                 | 1,231.87                |
| 6740 Employment Relief:                      | 59.98                    | 0.00                     | 59.98                   |
| <b>Total HOME RELIEF</b>                     | <u>4,247.56</u>          | <u>2,955.71</u>          | <u>1,291.85</u>         |
| <b>Total Expense</b>                         | <u>32,501.78</u>         | <u>31,586.78</u>         | <u>915.00</u>           |
| <b>Net Income</b>                            | <u><u>-14,525.62</u></u> | <u><u>-12,998.37</u></u> | <u><u>-1,527.25</u></u> |

## South Rock Island Township General Ledger - Unaudited

As of October 31, 2017

| Type                                      | Date       | Num   | Name                       | Memo                  | Class     | Split                 | Debit     | Credit    | Balance    |
|---|------------|-------|----------------------------|-----------------------|-----------|-----------------------|-----------|-----------|------------|
| <b>1001 Checking/ Am. Bank- TF</b>        |            |       |                            |                       |           |                       |           |           |            |
| Check                                     | 10/02/2017 | 10246 | MIDAMERICAN ENERGY         | 6220/ 6210/ TF/...    |           | -SPLIT-               |           | 415.53    | 508,056.98 |
| Check                                     | 10/03/2017 | 10247 | DCS Computer Services      | 6130/ TF/GA/AS...     |           | -SPLIT-               |           | 539.00    | 507,641.45 |
| Check                                     | 10/03/2017 | 10248 | Hoffman & Tanel, PC        | 6100/TF/Acct Sv...    |           | 6100 Accounting ...   |           | 75.00     | 507,027.45 |
| General Journal                           | 10/04/2017 |       |                            | payroll taxes for ... |           | -SPLIT-               |           | 3,145.70  | 503,881.75 |
| Deposit                                   | 10/06/2017 |       |                            | Deposit               |           | 5010 Replacement...   | 3,649.28  |           | 507,531.03 |
| Check                                     | 10/10/2017 | 10249 | AMERICAN BANK & T...       | Credit Card/Mis...    |           | -SPLIT-               |           | 987.50    | 506,543.53 |
| Transfer                                  | 10/10/2017 | 10250 | A-1 MARKETING PRO...       | 6320/TF/Off Sp...     |           | -SPLIT-               |           | 28.30     | 506,515.23 |
| Check                                     | 10/10/2017 | 10251 | MEDIAACOM                  | Funds Transfer...     |           | 1011 Checking/ A...   |           | 245.00    | 506,270.23 |
| Check                                     | 10/10/2017 | 10252 | DISPATCHARGUS NIE          | 6190/TF/GA/AS...      |           | -SPLIT-               |           | 282.67    | 505,987.56 |
| General Journal                           | 10/13/2017 |       |                            | 6170/ TF/ Publis...   |           | 6170 Publishing       |           | 29.52     | 505,958.04 |
| General Journal                           | 10/13/2017 |       |                            | Il. wh auto w/d l...  |           | 3340 Acrd IL W/H...   |           | 620.94    | 505,337.10 |
| General Journal                           | 10/13/2017 |       |                            | payroll taxes aut...  |           | 6000 Salaries         |           | 1,528.06  | 503,811.04 |
| Check                                     | 10/13/2017 | 10253 | IMRF                       | 3360/TF/IMRF ...      |           | -SPLIT-               |           | 972.70    | 502,838.34 |
| Check                                     | 10/13/2017 | 10254 | OFFICE MACHINE CO...       | 6130/Copies/TF...     |           | -SPLIT-               |           | 305.00    | 502,533.34 |
| Check                                     | 10/16/2017 | 10255 | Hoffman & Tanel, PC        | 6100/TF/Accl Sv...    |           | 6100 Accounting ...   |           | 231.84    | 502,301.50 |
| Check                                     | 10/16/2017 | 10256 | COMPANY ONE                | 6210/ TF/ RICA...     |           | 6210 935 29th AV...   |           | 285.00    | 502,016.50 |
| Check                                     | 10/19/2017 | 10257 | Matt Brown                 | 6640/ TF/ Progr...    |           | 6640 Programme/E...   |           | 70.15     | 501,946.35 |
| Check                                     | 10/19/2017 | 10258 | IL DIR. OF EMPLOYME...     | TF/IL U/c Tax/33...   |           | -SPLIT-               |           | 140.00    | 501,806.35 |
| Check                                     | 10/19/2017 | 10259 | Treasurer - State of Iowa  | 3345/ TF/ wh la...    |           | 3350 Acrd IL U/C ...  |           | 434.52    | 501,371.83 |
| Check                                     | 10/20/2017 | 10260 | CITY OF ROCK ISLAND        | 6020/TF/Assr l ...    |           | -SPLIT-               |           | 270.00    | 501,101.83 |
| Check                                     | 10/23/2017 | 10261 | BlueCross Blueshield o...  | 6020/Hlth Insr/T...   |           | -SPLIT-               |           | 131.56    | 500,970.27 |
| Deposit                                   | 10/24/2017 |       |                            | Deposit               |           | -SPLIT-               |           | 217.17    | 500,753.10 |
| Transfer                                  | 10/26/2017 |       |                            | Funds Transfer...     |           | -SPLIT-               | 13,980.76 |           | 489,180.14 |
| Transfer                                  | 10/26/2017 |       |                            | Funds Transfer...     |           | 1011 Checking/ A...   |           | 4,030.47  | 513,140.90 |
| Check                                     | 10/27/2017 | 10262 | Republic Services #400     | 6110/Con. Seml...     | Town Fund | 1011 Checking/ A...   | 17,757.59 |           | 509,110.43 |
| Check                                     | 10/27/2017 | 10263 | A-1 MARKETING PRO...       | 6320/Off Supp/...     |           | 6110 Bldg Mainte...   |           | 60.57     | 526,868.02 |
| Check                                     | 10/27/2017 | 10264 | ABILITY CLEANING SE...     | 6110/Bldg Main...     |           | 6320 Office Supp...   |           | 28.30     | 526,807.45 |
| Check                                     | 10/30/2017 | 10265 | REGALIA                    | 6320/TF/Off Spl...    |           | 6110 Bldg Mainte...   |           | 215.00    | 526,779.15 |
| Check                                     | 10/30/2017 | 10266 | The Arc of the Quad Cit... | 6600/Comly Dev/...    |           | 6320 Office Supp...   |           | 77.30     | 526,564.15 |
| Check                                     | 10/31/2017 | 10267 | ROCK ISLAND BOOST...       | 6630/ TF/ Youth...    |           | 6600 Community ...    |           | 400.00    | 526,486.85 |
| Check                                     | 10/31/2017 | 10268 | Hoffman & Tanel, PC        | 6150/ TF/ Extra ...   | Town Fund | 6630 Youth & Yo...    |           | 250.00    | 526,086.85 |
| General Journal                           | 10/31/2017 |       |                            | payroll dated 10...   | Town Fund | 6150 Legal & Pro...   |           | 580.00    | 525,836.85 |
| Check                                     | 10/31/2017 |       |                            | Service Charge        | Town Fund | 6000 Salaries         |           | 6,809.81  | 518,447.04 |
| Deposit                                   | 10/31/2017 |       |                            | Interest              | Town Fund | 6300 Bank Chang...    |           | 277.51    | 518,169.53 |
|   |            |       |                            |                       |           | 5020 Interest Inco... | 218.75    |           | 518,388.28 |
| <b>Total 1001 Checking/ Am. Bank- TF</b>  |            |       |                            |                       |           |                       | 35,586.38 | 25,255.08 | 518,388.28 |
| <b>1002 Investmt FD/Am Bank- TF</b>       |            |       |                            |                       |           |                       |           |           |            |
| <b>Total 1002 Investmt FD/Am Bank- TF</b> |            |       |                            |                       |           |                       |           |           |            |
| <b>1010 CD/Am Bk- GA</b>                  |            |       |                            |                       |           |                       |           |           |            |
| <b>Total 1010 CD/Am Bk- GA</b>            |            |       |                            |                       |           |                       |           |           |            |
| <b>1012 CD/BLKHK Bank-TF #24410</b>       |            |       |                            |                       |           |                       |           |           |            |
| <b>Total 1012 CD/BLKHK Bank-TF #24410</b> |            |       |                            |                       |           |                       |           |           |            |
| <b>1015 CD/BLKhawk #45626 TF</b>          |            |       |                            |                       |           |                       |           |           |            |
| <b>Total 1015 CD/BLKhawk #45626 TF</b>    |            |       |                            |                       |           |                       |           |           |            |
| <b>1020 Money MKU/ Am Bank- TF</b>        |            |       |                            |                       |           |                       |           |           |            |
| <b>Total 1020 Money MKU/ Am Bank- TF</b>  |            |       |                            |                       |           |                       |           |           |            |

**South Rock Island Township  
General Ledger - Unaudited**

As of October 31, 2017

| Type                                       | Date       | Num       | Name                         | Memo                | Class              | Split                 | Debit     | Credit    | Balance    |
|--|------------|-----------|------------------------------|---------------------|--------------------|-----------------------|-----------|-----------|------------|
| <b>1101 Checking/ Am. Bank- GA</b>         |            |           |                              |                     |                    |                       |           |           |            |
| Check                                      | 10/02/2017 | 11700     | K-MART                       | 6700/6740/GA/...    |                    | -SPLIT-               |           |           | 345,014.81 |
| Check                                      | 10/03/2017 | 11701     | R.I. HOUSING AUTHO...        | 6700/GARent ...     | General Assistance | 6700 General As...    | 1,830.75  |           | 343,184.06 |
| Check                                      | 10/04/2017 | 11702     | TOWNSHIP SUPERVI...          | 6170/GAV Publ...    |                    | 6320 Office Supp...   | 49.00     |           | 343,135.06 |
| Check                                      | 10/05/2017 | 11703     | R.I. HOUSING AUTHO...        | 6700/GARent ...     |                    | 6700 General As...    | 300.00    |           | 342,835.06 |
| Check                                      | 10/06/2017 | 11704     | R.I. HOUSING AUTHO...        | 6700/GARent   ...   |                    | 6700 General As...    | 50.00     |           | 342,785.06 |
| Check                                      | 10/10/2017 | 11705     | MIDAMERICAN ENERGY           | 6700/GA/Util   G... |                    | 6700 General As...    | 11.00     |           | 342,774.06 |
| Transfer                                   | 10/10/2017 |           |                              | Funds Transfer-...  | Town Fund          | 1001 General As...    | 69.75     |           | 342,704.31 |
| Check                                      | 10/12/2017 | 11706     | MIDAMERICAN ENERGY           | 6700/GA/Util   G... |                    | 1001 Checking/ A...   | 245.00    |           | 342,949.31 |
| General Journal                            | 10/13/2017 | HTPr10... |                              | payroll dated 10... | General Assistance | 6700 General As...    | 28.88     |           | 342,920.43 |
| Check                                      | 10/13/2017 | 11707     | JOBERT INVESTMEN...          | 6700/GARent ...     |                    | 6000 Salaries         | 1,544.15  |           | 341,376.28 |
| Check                                      | 10/13/2017 | 11708     | RI HOUSING AUTHOR...         | 6700/GAV Rent ...   |                    | 6700 General As...    | 200.00    |           | 341,176.28 |
| Check                                      | 10/16/2017 | 11709     | MIDAMERICAN ENERGY           | 6700/GA/Util   G... |                    | 6700 General As...    | 74.00     |           | 341,102.28 |
| Check                                      | 10/16/2017 | 11710     | City of Rock Island-Utili... | 6700/GA/VWater ...  |                    | 6700 General As...    | 100.00    |           | 341,002.28 |
| Check                                      | 10/17/2017 | 11711     | HY-VEE FOOD STORES           | GA6700/6640 ...     |                    | 6700 General As...    | 145.00    |           | 340,857.28 |
| Check                                      | 10/17/2017 | 11712     | AFFORDABLE DENTU...          | 6710/GAV Medt...    |                    | 6700 General As...    | 473.71    |           | 340,383.57 |
| Check                                      | 10/17/2017 | 11713     | SAVE-A-LOT                   | 6700/GA/Food   ...  |                    | -SPLIT-               | 535.00    |           | 339,848.57 |
| Check                                      | 10/20/2017 | 11714     | Tony Cardoso                 | 6640/GAV Prog...    |                    | 6700 General As...    | 275.78    |           | 339,572.79 |
| Check                                      | 10/24/2017 | 11715     | Schutz Properties            | 6700/GAV REN...     |                    | 6640 Program/E...     | 240.00    |           | 339,332.79 |
| Transfer                                   | 10/26/2017 |           |                              | Funds Transfer-...  | Town Fund          | 6700 General As...    | 150.00    |           | 339,182.79 |
| Transfer                                   | 10/26/2017 |           |                              | Funds Transfer-...  |                    | 1001 Checking/ A...   | 4,030.47  |           | 343,213.26 |
| Check                                      | 10/27/2017 | 11716     | RI HOUSING AUTHOR...         | Funds Transfer ...  |                    | 1001 Checking/ A...   | 17,757.59 |           | 325,455.67 |
| Check                                      | 10/27/2017 | 11717     | MIDAMERICAN ENERGY           | 6700/GAV Rent ...   |                    | 6700 General As...    | 50.00     |           | 325,405.67 |
| Check                                      | 10/27/2017 | 11718     | Metrolink                    | 1101/GA/Utili...    |                    | 6700 General As...    | 62.00     |           | 325,343.67 |
| Check                                      | 10/30/2017 | 11719     | SAVE-A-LOT - MILAN           | 6700/GA - Oct 8...  |                    | 6700 General As...    | 210.00    |           | 325,133.67 |
| Check                                      | 10/30/2017 | 11720     | MIDAMERICAN ENERGY           | 6700/GA/Food - ...  |                    | 6700 General As...    | 258.69    |           | 324,874.98 |
| Check                                      | 10/30/2017 | 11721     | NUS ENTERPRISES, L...        | 6700/GA/Utili...    |                    | 6700 General As...    | 26.00     |           | 324,848.98 |
| General Journal                            | 10/31/2017 | HTPr10... |                              | 6130/GA/Comp...     | General Assistance | 6130 Copier/Com...    | 1,800.00  |           | 323,048.98 |
| Deposit                                    | 10/31/2017 |           |                              | payroll dated 10... | General Assistance | 6000 Salaries         | 1,514.13  |           | 321,504.85 |
| Check                                      | 10/31/2017 |           |                              | Interest            | Relief Fund        | 5020 Interest Inco... | 147.37    |           | 321,652.22 |
| Check                                      | 10/31/2017 |           |                              | Service Charge      |                    | 6300 Bank Chang...    | 146.78    |           | 321,505.44 |
| <b>Total 1101 Checking/ Am. Bank- GA</b>   |            |           |                              |                     |                    |                       |           |           |            |
|  |            |           |                              |                     |                    |                       | 4,422.84  | 27,932.21 | 321,505.44 |
| <b>1102 Investmt FD/ Am Bk- GA</b>         |            |           |                              |                     |                    |                       |           |           |            |
| <b>Total 1102 Investmt FD/ Am Bk- GA</b>   |            |           |                              |                     |                    |                       |           |           |            |
|  |            |           |                              |                     |                    |                       | 0.00      | 0.00      | 0.00       |
| <b>1122 CD American Bank #79741</b>        |            |           |                              |                     |                    |                       |           |           |            |
| <b>Total 1122 CD American Bank #79741</b>  |            |           |                              |                     |                    |                       |           |           |            |
|  |            |           |                              |                     |                    |                       | 0.00      | 0.00      | 0.00       |
| <b>Checking- Am Bank - TF</b>              |            |           |                              |                     |                    |                       |           |           |            |
| <b>Total Checking- Am Bank - TF</b>        |            |           |                              |                     |                    |                       |           |           |            |
|  |            |           |                              |                     |                    |                       | 0.00      | 0.00      | 0.00       |
| <b>Receivable, GA (for PR taxes)</b>       |            |           |                              |                     |                    |                       |           |           |            |
| <b>Total Receivable, GA (for PR taxes)</b> |            |           |                              |                     |                    |                       |           |           |            |
|  |            |           |                              |                     |                    |                       | 0.00      | 0.00      | 0.00       |
| <b>1200 Accounts Receivable</b>            |            |           |                              |                     |                    |                       |           |           |            |
| <b>Total 1200 Accounts Receivable</b>      |            |           |                              |                     |                    |                       |           |           |            |
|  |            |           |                              |                     |                    |                       | 0.00      | 0.00      | 0.00       |
| <b>1205 Accounts Receivable-Emp</b>        |            |           |                              |                     |                    |                       |           |           |            |
| <b>Total 1205 Accounts Receivable-Emp</b>  |            |           |                              |                     |                    |                       |           |           |            |
|  |            |           |                              |                     |                    |                       | 0.00      | 0.00      | 0.00       |
| <b>1223 Accrued Int Rec - TF</b>           |            |           |                              |                     |                    |                       |           |           |            |
| <b>Total 1223 Accrued Int Rec - TF</b>     |            |           |                              |                     |                    |                       |           |           |            |
|  |            |           |                              |                     |                    |                       | 0.00      | 0.00      | 0.00       |
| <b>1224 Accrued Int Rec - GA</b>           |            |           |                              |                     |                    |                       |           |           |            |
| <b>Total 1224 Accrued Int Rec - GA</b>     |            |           |                              |                     |                    |                       |           |           |            |
|  |            |           |                              |                     |                    |                       | 0.00      | 0.00      | 0.00       |

# South Rock Island Township General Ledger - Unaudited

As of October 31, 2017

| Type                                   | Date       | Num | Name | Memo                  | Class              | Split               | Debit    | Credit   | Balance    |
|--|------------|-----|------|-----------------------|--------------------|---------------------|----------|----------|------------|
| 1250 General Asst Fund Rec--Town       |            |     |      |                       |                    |                     |          |          | 0.00       |
| Total 1250 General Asst Fund Rec--Town |            |     |      |                       |                    |                     |          |          | 0.00       |
| 1300 Property Taxes Rec                |            |     |      |                       |                    |                     |          |          | 0.00       |
| Total 1300 Property Taxes Rec          |            |     |      |                       |                    |                     |          |          | 0.00       |
| 1310 Prepaid Insurance                 |            |     |      |                       |                    |                     |          |          | 0.00       |
| Total 1310 Prepaid Insurance           |            |     |      |                       |                    |                     |          |          | 0.00       |
| Inventory Asset                        |            |     |      |                       |                    |                     |          |          | 0.00       |
| Total Inventory Asset                  |            |     |      |                       |                    |                     |          |          | 0.00       |
| Property Taxes Receivable              |            |     |      |                       |                    |                     |          |          | 0.00       |
| Total Property Taxes Receivable        |            |     |      |                       |                    |                     |          |          | 0.00       |
| Undeposited Funds                      |            |     |      |                       |                    |                     |          |          | 0.00       |
| Total Undeposited Funds                |            |     |      |                       |                    |                     |          |          | 0.00       |
| 1500 Building                          |            |     |      |                       |                    |                     |          |          | 157,907.97 |
| Total 1500 Building                    |            |     |      |                       |                    |                     |          |          | 157,907.97 |
| 1600 Equipment                         |            |     |      |                       |                    |                     |          |          | 2,720.69   |
| Total 1600 Equipment                   |            |     |      |                       |                    |                     |          |          | 2,720.69   |
| 3000 Accounts Payable                  |            |     |      |                       |                    |                     |          |          | 0.00       |
| Total 3000 Accounts Payable            |            |     |      |                       |                    |                     |          |          | 0.00       |
| CHASE CARD SERVICES                    |            |     |      |                       |                    |                     |          |          | 0.00       |
| Total CHASE CARD SERVICES              |            |     |      |                       |                    |                     |          |          | 0.00       |
| 3010 Accounts Payable- TF              |            |     |      |                       |                    |                     |          |          | 0.00       |
| Total 3010 Accounts Payable- TF        |            |     |      |                       |                    |                     |          |          | 0.00       |
| 3020 Accounts Payable-GA               |            |     |      |                       |                    |                     |          |          | 0.00       |
| Total 3020 Accounts Payable-GA         |            |     |      |                       |                    |                     |          |          | 0.00       |
| 3030 Am Bk Credit Line 75824-1         |            |     |      |                       |                    |                     |          |          | 0.00       |
| Total 3030 Am Bk Credit Line 75824-1   |            |     |      |                       |                    |                     |          |          | 0.00       |
| 3250 Town Fund Payable-GA              |            |     |      |                       |                    |                     |          |          | 0.00       |
| Total 3250 Town Fund Payable-GA        |            |     |      |                       |                    |                     |          |          | 0.00       |
| 3300 Accrued Vacation - TF             |            |     |      |                       |                    |                     |          |          | 0.00       |
| Total 3300 Accrued Vacation - TF       |            |     |      |                       |                    |                     |          |          | 0.00       |
| 3310 Accrued Vacation - GA             |            |     |      |                       |                    |                     |          |          | 0.00       |
| Total 3310 Accrued Vacation - GA       |            |     |      |                       |                    |                     |          |          | 0.00       |
| 3320 Acrd Fed W/H Payable              |            |     |      |                       |                    |                     |          |          | -1,395.00  |
| General Journal                        | 10/04/2017 |     |      | payroll taxes for ... | General Assistance | 1001 Checking/ A... | 1,395.00 |          | 0.00       |
| General Journal                        | 10/13/2017 |     |      | payroll dated 10...   | Town Fund          | 6000 Salaries       |          | 168.00   | -168.00    |
| General Journal                        | 10/13/2017 |     |      | payroll dated 10...   | Town Fund          | 6000 Salaries       | 348.00   |          | -348.00    |
| General Journal                        | 10/13/2017 |     |      | payroll taxes aul...  | General Assistance | 1001 Checking/ A... |          | 0.00     | 0.00       |
| General Journal                        | 10/31/2017 |     |      | payroll dated 10...   | General Assistance | 6000 Salaries       |          | 168.00   | -168.00    |
| General Journal                        | 10/31/2017 |     |      | payroll dated 10...   | Town Fund          | 6000 Salaries       |          | 1,225.00 | -1,393.00  |
| Total 3320 Acrd Fed W/H Payable        |            |     |      |                       |                    |                     | 1,743.00 | 1,741.00 | -1,393.00  |

## South Rock Island Township General Ledger - Unaudited

As of October 31, 2017

| Type                                   | Date       | Num       | Name                      | Memo                  | Class              | Split               | Debit    | Credit   | Balance   |
|--|------------|-----------|---------------------------|-----------------------|--------------------|---------------------|----------|----------|-----------|
| <b>3330 Acrd Soc. Sec./Medicarr</b>    |            |           |                           |                       |                    |                     |          |          |           |
| General Journal                        | 10/04/2017 | HTpr09... |                           | payroll taxes for ... | General Assistance | 1001 Checking/ A... | 1,750.70 |          | -1,750.70 |
| General Journal                        | 10/13/2017 | HTpr10... |                           | payroll dated 10...   | General Assistance | 6000 Salaries       |          | 313.32   | 0.00      |
| General Journal                        | 10/13/2017 | HTpr10... |                           | payroll dated 10...   | Town Fund          | 6000 Salaries       |          | 311.38   | -313.32   |
| General Journal                        | 10/13/2017 | HTpr10... |                           | payroll taxes aut...  | General Assistance | 1001 Checking/ A... | 624.70   |          | -624.70   |
| General Journal                        | 10/31/2017 | HTpr10... |                           | payroll dated 10...   | General Assistance | 6000 Salaries       |          | 313.36   | 0.00      |
| General Journal                        | 10/31/2017 | HTpr10... |                           | payroll dated 10...   | Town Fund          | 6000 Salaries       |          | 1,445.34 | -313.36   |
| Total 3330 Acrd Soc. Sec./Medicare     |            |           |                           |                       |                    |                     | 2,375.40 | 2,383.40 | -1,758.70 |
| <b>3340 Acrd IL W/H Tax Payable</b>    |            |           |                           |                       |                    |                     |          |          |           |
| General Journal                        | 10/13/2017 | HTpr09... |                           | IL w/h auto w/d f...  | General Assistance | 1001 Checking/ A... | 620.94   |          | -620.94   |
| General Journal                        | 10/13/2017 | HTpr10... |                           | payroll dated 10...   | Town Fund          | 6000 Salaries       |          | 41.95    | 0.00      |
| General Journal                        | 10/13/2017 | HTpr10... |                           | payroll dated 10...   | General Assistance | 6000 Salaries       |          | 92.23    | -41.95    |
| General Journal                        | 10/31/2017 | HTpr10... |                           | payroll dated 10...   | General Assistance | 6000 Salaries       |          | 41.95    | -134.18   |
| General Journal                        | 10/31/2017 | HTpr10... |                           | payroll dated 10...   | Town Fund          | 6000 Salaries       |          | 446.19   | -176.13   |
| Total 3340 Acrd IL W/H Tax Payable     |            |           |                           |                       |                    |                     | 620.94   | 622.32   | -622.32   |
| <b>3345 Accrued IA W/H Tax Payable</b> |            |           |                           |                       |                    |                     |          |          |           |
| General Journal                        | 10/13/2017 | HTpr10... |                           | payroll dated 10...   | General Assistance | 6000 Salaries       |          | 45.00    | -270.00   |
| Check                                  | 10/19/2017 | 10258     | Treasurer - State of Iowa | 3345/ TF/wh ta...     | Town Fund          | 1001 Checking/ A... | 270.00   |          | -315.00   |
| General Journal                        | 10/31/2017 | HTpr10... |                           | payroll dated 10...   | General Assistance | 6000 Salaries       |          | 45.00    | -45.00    |
| Total 3345 Accrued IA W/H Tax Payable  |            |           |                           |                       |                    |                     | 270.00   | 90.00    | -90.00    |
| <b>3350 Acrd IL U/C Tax Payable</b>    |            |           |                           |                       |                    |                     |          |          |           |
| General Journal                        | 10/13/2017 | HTpr10... |                           | payroll dated 10...   | General Assistance | 6000 Salaries       |          | 27.22    | -434.52   |
| General Journal                        | 10/13/2017 | HTpr10... |                           | payroll dated 10...   | Town Fund          | 6000 Salaries       |          | 7.27     | -461.74   |
| Check                                  | 10/19/2017 | 10257     | IL DIR. OF EMPLOYME.      | TF/IL U/C Tax/33...   | Town Fund          | 1001 Checking/ A... | 434.52   |          | -469.01   |
| General Journal                        | 10/31/2017 | HTpr10... |                           | payroll dated 10...   | Town Fund          | 6000 Salaries       |          | 10.40    | -34.49    |
| Total 3350 Acrd IL U/C Tax Payable     |            |           |                           |                       |                    |                     | 434.52   | 44.89    | -44.89    |
| <b>3360 Acrd IMRF</b>                  |            |           |                           |                       |                    |                     |          |          |           |
| General Journal                        | 10/13/2017 | HTpr10... |                           | payroll dated 10...   | General Assistance | 6000 Salaries       |          | 401.39   | -173.92   |
| General Journal                        | 10/13/2017 | HTpr10... |                           | payroll dated 10...   | Town Fund          | 6000 Salaries       |          | 575.31   | -575.31   |
| Check                                  | 10/13/2017 | auto      | IMRF                      | 3360/TF/IMRF ...      | Town Fund          | 1001 Checking/ A... | 305.00   |          | 353.62    |
| General Journal                        | 10/31/2017 | HTpr10... |                           | payroll dated 10...   | General Assistance | 6000 Salaries       |          | 401.39   | -928.93   |
| General Journal                        | 10/31/2017 | HTpr10... |                           | payroll dated 10...   | Town Fund          | 6000 Salaries       |          | 1,058.40 | -623.93   |
| Total 3360 Acrd IMRF                   |            |           |                           |                       |                    |                     | 305.00   | 1,058.40 | -1,025.32 |
| <b>3370 Acrd Health Insurance</b>      |            |           |                           |                       |                    |                     |          |          |           |
| Total 3370 Acrd Health Insurance       |            |           |                           |                       |                    |                     | 305.00   | 2,214.80 | -2,083.72 |
| <b>3400 Deferred Property Taxes</b>    |            |           |                           |                       |                    |                     |          |          |           |
| Total 3400 Deferred Property Taxes     |            |           |                           |                       |                    |                     |          |          | -16.48    |
| <b>Accounts Payable-TF (PR taxes)</b>  |            |           |                           |                       |                    |                     |          |          |           |
| Total Accounts Payable-TF (PR taxes)   |            |           |                           |                       |                    |                     |          |          | 0.00      |
| <b>Deferred Property Taxes</b>         |            |           |                           |                       |                    |                     |          |          |           |
| Total Deferred Property Taxes          |            |           |                           |                       |                    |                     |          |          | 0.00      |
| <b>Payroll Liabilities</b>             |            |           |                           |                       |                    |                     |          |          |           |
| Total Payroll Liabilities              |            |           |                           |                       |                    |                     |          |          | 0.00      |

# South Rock Island Township General Ledger - Unaudited

As of October 31, 2017

| Type                                  | Date       | Num  | Name                  | Memo               | Class              | Split               | Debit | Credit    | Balance     |
|---------------------------------------|------------|------|-----------------------|--------------------|--------------------|---------------------|-------|-----------|-------------|
| 4500 Fund Bal-Town Fund               |            |      |                       |                    |                    |                     |       |           | -322,566.67 |
| Total 4500 Fund Bal-Town Fund         |            |      |                       |                    |                    |                     |       |           | -322,566.67 |
| 4510 Fund Bal-Social Security         |            |      |                       |                    |                    |                     |       |           | -13,613.49  |
| Total 4510 Fund Bal-Social Security   |            |      |                       |                    |                    |                     |       |           | -13,613.49  |
| 4520 Fund Bal-Gen Assistance          |            |      |                       |                    |                    |                     |       |           | -277,764.42 |
| Total 4520 Fund Bal-Gen Assistance    |            |      |                       |                    |                    |                     |       |           | -277,764.42 |
| 4530 Fund Bal-Audit Fund              |            |      |                       |                    |                    |                     |       |           | -6,076.16   |
| Total 4530 Fund Bal-Audit Fund        |            |      |                       |                    |                    |                     |       |           | -6,076.16   |
| 4540 Fund Bal-Insurance Fund          |            |      |                       |                    |                    |                     |       |           | -11,965.14  |
| Total 4540 Fund Bal-Insurance Fund    |            |      |                       |                    |                    |                     |       |           | -11,965.14  |
| 4550 Fund Bal-IL Muni Retmnt          |            |      |                       |                    |                    |                     |       |           | -35,534.70  |
| Total 4550 Fund Bal-IL Muni Retmnt    |            |      |                       |                    |                    |                     |       |           | -35,534.70  |
| 4560 Investments-Capital Assets       |            |      |                       |                    |                    |                     |       |           | -160,628.57 |
| Total 4560 Investments-Capital Assets |            |      |                       |                    |                    |                     |       |           | -160,628.57 |
| 4600 Retained Earnings                |            |      |                       |                    |                    |                     |       |           | 0.00        |
| Total 4600 Retained Earnings          |            |      |                       |                    |                    |                     |       |           | 0.00        |
| Excess Rev Over Expendit.- Cur        |            |      |                       |                    |                    |                     |       |           | 0.00        |
| Total Excess Rev Over Expendit.- Cur  |            |      |                       |                    |                    |                     |       |           | 0.00        |
| Opening Bal Equity                    |            |      |                       |                    |                    |                     |       |           | 0.00        |
| Total Opening Bal Equity              |            |      |                       |                    |                    |                     |       |           | 0.00        |
| 5000 Property Tax                     |            |      |                       |                    |                    |                     |       |           | -369,408.63 |
| Deposit                               | 10/24/2017 | auto | RI COUNTY COLLECT...  | Corporate Town...  | Town Fund          | 1001 Checking/ A... |       | 8,051.48  | -378,060.11 |
| Deposit                               | 10/24/2017 | auto | RI COUNTY COLLECT...  | IL Muni Retmnt     | Audit Fund         | 1001 Checking/ A... |       | 661.74    | -378,721.85 |
| Deposit                               | 10/24/2017 | auto | RI COUNTY COLLECT...  | Insurance          | Insurance Fund     | 1001 Checking/ A... |       | 29.32     | -378,751.17 |
| Deposit                               | 10/24/2017 | auto | RI COUNTY COLLECT...  | Social Security    | Social Security    | 1001 Checking/ A... |       | 175.91    | -378,927.08 |
| Deposit                               | 10/24/2017 | auto | RI COUNTY COLLECT...  | General Assista... | General Assistance | 1001 Checking/ A... |       | 411.84    | -379,338.92 |
| Total 5000 Property Tax               |            |      |                       |                    |                    |                     |       | 13,960.76 | -383,369.39 |
| 5010 Replacement Tax                  |            |      |                       |                    |                    |                     |       |           | -18,936.82  |
| Deposit                               | 10/06/2017 | Auto | ILLINOIS DEPARTMEN... | PPRT: ALLOC ...    | Town Fund          | 1001 Checking/ A... |       | 3,649.28  | -22,586.10  |
| Total 5010 Replacement Tax            |            |      |                       |                    |                    |                     |       | 3,649.28  | -22,586.10  |
| 5020 Interest Income                  |            |      |                       |                    |                    |                     |       |           | -1,801.28   |
| Deposit                               | 10/31/2017 |      |                       | Interest           | Town Fund          | 1001 Checking/ A... |       | 218.75    | -2,020.03   |
| Deposit                               | 10/31/2017 |      |                       | Interest           | General Assistance | 1101 Checking/ A... |       | 147.37    | -2,167.40   |
| Total 5020 Interest Income            |            |      |                       |                    |                    |                     |       | 366.12    | -2,167.40   |
| 5030 Rental Income                    |            |      |                       |                    |                    |                     |       |           | 0.00        |
| Total 5030 Rental Income              |            |      |                       |                    |                    |                     |       |           | 0.00        |
| 5035 Petty Cash Deposits              |            |      |                       |                    |                    |                     |       |           | 0.00        |
| Total 5035 Petty Cash Deposits        |            |      |                       |                    |                    |                     |       |           | 0.00        |
| 5040 Miscellaneous Income             |            |      |                       |                    |                    |                     |       |           | 0.00        |
| Total 5040 Miscellaneous Income       |            |      |                       |                    |                    |                     |       |           | 0.00        |

# South Rock Island Township General Ledger - Unaudited

As of October 31, 2017

| Type                               | Date       | Num       | Name                      | Memo                | Class              | Split               | Debit     | Credit | Balance    |
|------------------------------------|------------|-----------|---------------------------|---------------------|--------------------|---------------------|-----------|--------|------------|
| 5050 Housing Auth/lien tax         |            |           |                           |                     |                    |                     |           |        | 0.00       |
| Total 5050 Housing Auth/lien tax   |            |           |                           |                     |                    |                     |           |        | 0.00       |
| 5102 Intergov Adm Agrmt CW         |            |           |                           |                     |                    |                     |           |        | 0.00       |
| Total 5102 Intergov Adm Agrmt CW   |            |           |                           |                     |                    |                     |           |        | 0.00       |
| 5105 GA Reimbursement-SSI          |            |           |                           |                     |                    |                     |           |        | -8,349.01  |
| Total 5105 GA Reimbursement-SSI    |            |           |                           |                     |                    |                     |           |        | -8,349.01  |
| 5120 Intergovt Agrmt-GA            |            |           |                           |                     |                    |                     |           |        | -175.00    |
| Total 5120 Intergovt Agrmt-GA      |            |           |                           |                     |                    |                     |           |        | -175.00    |
| Cost of Goods Sold                 |            |           |                           |                     |                    |                     |           |        | 0.00       |
| Total Cost of Goods Sold           |            |           |                           |                     |                    |                     |           |        | 0.00       |
| <b>ADMIN &amp; EXPENDITURES</b>    |            |           |                           |                     |                    |                     |           |        |            |
| 60 - Personnel                     |            |           |                           |                     |                    |                     |           |        |            |
| 6000 Salaries                      |            |           |                           |                     |                    |                     |           |        | 194,693.74 |
| General Journal                    | 10/13/2017 | HTpr10... |                           | payroll dated 10... | General Assistance | -SPLIT-             | 2,047.92  |        | 125,993.40 |
| General Journal                    | 10/13/2017 | HTpr10... |                           | payroll dated 10... | Town Fund          | 6000 Salaries       | 231.00    |        | 95,253.54  |
| General Journal                    | 10/13/2017 | HTpr10... |                           | payroll dated 10... | Town Fund/Assessor | 6000 Salaries       | 1,804.17  |        | 99,336.63  |
| General Journal                    | 10/31/2017 | HTpr10... |                           | payroll dated 10... | General Assistance | -SPLIT-             | 2,047.92  |        | 101,384.55 |
| General Journal                    | 10/31/2017 | HTpr10... |                           | payroll dated 10... | Town Fund          | 6000 Salaries       | 7,630.00  |        | 109,014.55 |
| General Journal                    | 10/31/2017 | HTpr10... |                           | payroll dated 10... | Town Fund/Assessor | 6000 Salaries       | 1,816.67  |        | 110,831.22 |
| Total 6000 Salaries                |            |           |                           |                     |                    |                     | 15,577.68 | 0.00   | 110,831.22 |
| 6010 Social Security/Medicar       |            |           |                           |                     |                    |                     |           |        | 7,286.88   |
| General Journal                    | 10/13/2017 | HTpr10... |                           | payroll dated 10... | Social Security    | 6000 Salaries       | 156.66    |        | 7,443.54   |
| General Journal                    | 10/13/2017 | HTpr10... |                           | payroll dated 10... | Social Security    | 6000 Salaries       | 155.69    |        | 7,599.23   |
| General Journal                    | 10/31/2017 | HTpr10... |                           | payroll dated 10... | Social Security    | 6000 Salaries       | 156.68    |        | 7,755.91   |
| General Journal                    | 10/31/2017 | HTpr10... |                           | payroll dated 10... | Social Security    | 6000 Salaries       | 722.67    |        | 8,478.58   |
| Total 6010 Social Security/Medicar |            |           |                           |                     |                    |                     | 1,191.70  | 0.00   | 8,478.58   |
| 6020 Health Insurance              |            |           |                           |                     |                    |                     |           |        | 10,194.16  |
| Check                              | 10/19/2017 | 10259     | DELTA DENTAL OF IL...     | 6020/TF   Delta...  | Town Fund          | 1001 Checking/ A... | 32.89     |        | 10,227.05  |
| Check                              | 10/19/2017 | 10259     | DELTA DENTAL OF IL...     | 6020/Assr   Del...  | Town Fund/Assessor | 1001 Checking/ A... | 98.67     |        | 10,325.72  |
| Check                              | 10/23/2017 | 10261     | BlueCross BlueShield o... | K.Miller            | Town Fund          | 1001 Checking/ A... | 393.24    |        | 10,718.96  |
| Check                              | 10/23/2017 | 10261     | BlueCross BlueShield o... | N. Finnle, S. Yo... | Town Fund/Assessor | 1001 Checking/ A... | 1,179.72  |        | 11,898.68  |
| Total 6020 Health Insurance        |            |           |                           |                     |                    |                     | 1,704.52  | 0.00   | 11,898.68  |
| 6030 IMRF-Township Share           |            |           |                           |                     |                    |                     |           |        | 10,445.59  |
| General Journal                    | 10/13/2017 | HTpr10... |                           | payroll dated 10... | IL Muni Reimri     | 6000 Salaries       | 309.23    |        | 10,754.82  |
| General Journal                    | 10/13/2017 | HTpr10... |                           | payroll dated 10... | IL Muni Reimri     | 6000 Salaries       | 272.43    |        | 11,027.25  |
| General Journal                    | 10/31/2017 | HTpr10... |                           | payroll dated 10... | IL Muni Reimri     | 6000 Salaries       | 309.23    |        | 11,336.48  |
| General Journal                    | 10/31/2017 | HTpr10... |                           | payroll dated 10... | IL Muni Reimri     | 6000 Salaries       | 815.40    |        | 12,151.88  |
| Total 6030 IMRF-Township Share     |            |           |                           |                     |                    |                     | 1,706.29  | 0.00   | 12,151.88  |
| 6040 Unemployment Insurance        |            |           |                           |                     |                    |                     |           |        | 1,289.63   |
| General Journal                    | 10/13/2017 | HTpr10... |                           | payroll dated 10... | Insurance Fund     | 6000 Salaries       | 27.22     |        | 1,316.85   |
| General Journal                    | 10/13/2017 | HTpr10... |                           | payroll dated 10... | Insurance Fund     | 6000 Salaries       | 7.27      |        | 1,324.12   |
| General Journal                    | 10/31/2017 | HTpr10... |                           | payroll dated 10... | Insurance Fund     | 6000 Salaries       | 10.40     |        | 1,334.52   |
| Total 6040 Unemployment Insurance  |            |           |                           |                     |                    |                     | 44.89     | 0.00   | 1,334.52   |

## South Rock Island Township General Ledger - Unaudited

As of October 31, 2017

| Type                                       | Date       | Num   | Name                   | Memo                  | Class              | Split               | Debit    | Credit | Balance    |
|--|------------|-------|------------------------|-----------------------|--------------------|---------------------|----------|--------|------------|
| 6050 SS Reimbursement                      |            |       |                        |                       |                    |                     |          |        | 0.00       |
| Total 6050 SS Reimbursement                |            |       |                        |                       |                    |                     | 0.00     |        | 0.00       |
| <b>6060 Medical Clinic</b>                 |            |       |                        |                       |                    |                     |          |        | 1,523.60   |
| Check                                      | 10/20/2017 | 10260 | CITY OF ROCK ISLAND    | Wellness clinic / ... | General Assistance | 1001 Checking/ A... | 54.29    |        | 1,577.89   |
| Check                                      | 10/20/2017 | 10260 | CITY OF ROCK ISLAND    | Tu/less/ Electe...    | Town Fund          | 1001 Checking/ A... | 54.29    |        | 1,632.18   |
| Check                                      | 10/20/2017 | 10260 | CITY OF ROCK ISLAND    | N.Finnie, S.You...    | Town Fund-Assessor | 1001 Checking/ A... | 108.59   |        | 1,740.77   |
| Total 6060 Medical Clinic                  |            |       |                        |                       |                    |                     | 217.17   |        | 1,740.77   |
| <b>60 - Personnel - Other</b>              |            |       |                        |                       |                    |                     |          |        | 0.00       |
| Total 60 - Personnel - Other               |            |       |                        |                       |                    |                     |          |        | 0.00       |
| Total 60 - Personnel                       |            |       |                        |                       |                    |                     |          |        | 0.00       |
| <b>61 - Contractual Services</b>           |            |       |                        |                       |                    |                     |          |        | 146,435.65 |
| <b>6100 Accounting Services</b>            |            |       |                        |                       |                    |                     |          |        | 40,725.18  |
| Check                                      | 10/03/2017 | 10248 | Hoffman & Tranel, PC   | 6100/TF/Acct Sv...    | Town Fund          | 1001 Checking/ A... | 75.00    |        | 2,085.00   |
| Check                                      | 10/13/2017 | 10254 | Hoffman & Tranel, PC   | 6100/TF/Acct Sv...    | Town Fund          | 1001 Checking/ A... | 285.00   |        | 2,160.00   |
| Total 6100 Accounting Services             |            |       |                        |                       |                    |                     | 360.00   |        | 2,445.00   |
| <b>6110 Bldg Maintenance &amp; Repairs</b> |            |       |                        |                       |                    |                     |          |        | 2,749.76   |
| Check                                      | 10/27/2017 | 10262 | Republic Services #400 | 6110/Con. Servi...    | Town Fund          | 1001 Checking/ A... | 60.57    |        | 2,810.33   |
| Check                                      | 10/27/2017 | 10264 | ABILITY CLEANING SE... | 6110/Bldg Main...     | Town Fund          | 1001 Checking/ A... | 215.00   |        | 3,025.33   |
| Total 6110 Bldg Maintenance & Repairs      |            |       |                        |                       |                    |                     | 275.57   |        | 3,025.33   |
| <b>6120 Building Security</b>              |            |       |                        |                       |                    |                     |          |        | 0.00       |
| Total 6120 Building Security               |            |       |                        |                       |                    |                     |          |        | 0.00       |
| <b>6130 Copier/Computer/Software</b>       |            |       |                        |                       |                    |                     |          |        | 8,145.44   |
| Check                                      | 10/03/2017 | 10247 | DCS Computer Services  | 6130/TF/ASSNR/ ...    | Town Fund-Assessor | 1001 Checking/ A... | 179.67   |        | 8,325.11   |
| Check                                      | 10/03/2017 | 10247 | DCS Computer Services  | Monthly Mainten...    | Town Fund          | 1001 Checking/ A... | 179.67   |        | 8,504.78   |
| Check                                      | 10/03/2017 | 10247 | DCS Computer Services  | Monthly Mainten...    | General Assistance | 1001 Checking/ A... | 179.66   |        | 8,684.44   |
| Check                                      | 10/10/2017 | 10249 | AMERICAN BANK & T...   | 6130/ TF/Comp...      | Town Fund          | 1001 Checking/ A... | 24.65    |        | 8,709.09   |
| Check                                      | 10/13/2017 | 10253 | OFFICE MACHINE CO...   | 6130/TF/ Inv N...     | Town Fund          | 1001 Checking/ A... | 64.16    |        | 8,773.25   |
| Check                                      | 10/13/2017 | 10253 | OFFICE MACHINE CO...   | 6130/TF/ assr' l...   | Town Fund-Assessor | 1001 Checking/ A... | 167.68   |        | 8,940.93   |
| Check                                      | 10/30/2017 | 11721 | NUS ENTERPRISES, I...  | 6130/GMComp...        | General Assistance | 1101 Checking/ A... | 1,800.00 |        | 10,740.93  |
| Total 6130 Copier/Computer/Software        |            |       |                        |                       |                    |                     | 2,595.49 |        | 10,740.93  |
| <b>6140 Dues &amp; Subscriptions</b>       |            |       |                        |                       |                    |                     |          |        | 1,267.78   |
| Total 6140 Dues & Subscriptions            |            |       |                        |                       |                    |                     |          |        | 1,267.78   |
| <b>6150 Legal &amp; Professional</b>       |            |       |                        |                       |                    |                     |          |        | 1,325.00   |
| Check                                      | 10/31/2017 | 10268 | Hoffman & Tranel, PC   | 6150/ TF/Extra ...    | Town Fund          | 1001 Checking/ A... | 580.00   |        | 1,905.00   |
| Total 6150 Legal & Professional            |            |       |                        |                       |                    |                     | 580.00   |        | 1,905.00   |
| <b>6155-Hospital Assessmt. &amp; Legal</b> |            |       |                        |                       |                    |                     |          |        | 0.00       |
| Total 6155-Hospital Assessmt. & Legal      |            |       |                        |                       |                    |                     |          |        | 0.00       |
| <b>6160 Postage</b>                        |            |       |                        |                       |                    |                     |          |        | 594.90     |
| Total 6160 Postage                         |            |       |                        |                       |                    |                     |          |        | 594.90     |
| <b>6170 Publishing</b>                     |            |       |                        |                       |                    |                     |          |        | 3,614.89   |
| Check                                      | 10/11/2017 | 10252 | DISPATCH/ARGUS NIE     | 6170/ TF/Publis...    | Town Fund          | 1001 Checking/ A... | 29.52    |        | 3,644.41   |
| Total 6170 Publishing                      |            |       |                        |                       |                    |                     | 29.52    |        | 3,644.41   |



# South Rock Island Township General Ledger - Unaudited

As of October 31, 2017

| Type                                     | Date       | Num   | Name                 | Memo                 | Class              | Split               | Debit  | Credit | Balance  |
|--|------------|-------|----------------------|----------------------|--------------------|---------------------|--------|--------|----------|
| <b>6180 Risk Management Contrib</b>      |            |       |                      |                      |                    |                     |        |        |          |
| Total 6180 Risk Management Contrib       |            |       |                      |                      |                    |                     |        |        |          |
| <b>6190 Telephone</b>                    |            |       |                      |                      |                    |                     |        |        |          |
| Check                                    | 10/10/2017 | 10251 | MEDIAACOM            | TF                   | Town Fund          | 1001 Checking/ A... | 70.67  |        | 1,773.20 |
| Check                                    | 10/10/2017 | 10251 | MEDIAACOM            | GA                   | General Assistance | 1001 Checking/ A... | 70.66  |        | 1,843.87 |
| Check                                    | 10/10/2017 | 10251 | MEDIAACOM            | Assessor             | Town Fund-Assessor | 1001 Checking/ A... | 141.34 |        | 1,914.53 |
| Total 6190 Telephone                     |            |       |                      |                      |                    |                     |        |        |          |
| <b>6200 Travel/Training</b>              |            |       |                      |                      |                    |                     |        |        |          |
| Total 6200 Travel/Training               |            |       |                      |                      |                    |                     |        |        |          |
| <b>6210 935 29th Avenue</b>              |            |       |                      |                      |                    |                     |        |        |          |
| Check                                    | 10/02/2017 | 10246 | MIDAMERICAN ENERGY   | Acct# 42480-59...    | Town Fund          | 1001 Checking/ A... | 146.56 |        | 2,874.05 |
| Check                                    | 10/16/2017 | 10255 | COMPANY ONE          | 6210/ TF/RICA...     | Town Fund          | 1001 Checking/ A... | 70.15  |        | 3,020.61 |
| Total 6210 935 29th Avenue               |            |       |                      |                      |                    |                     |        |        |          |
| <b>6220 Utilities</b>                    |            |       |                      |                      |                    |                     |        |        |          |
| Check                                    | 10/02/2017 | 10246 | MIDAMERICAN ENERGY   | Acct #90570-59...    | Town Fund          | 1001 Checking/ A... | 22.18  |        | 2,439.09 |
| Check                                    | 10/02/2017 | 10246 | MIDAMERICAN ENERGY   | Acct# 90780-59...    | Town Fund          | 1001 Checking/ A... | 246.79 |        | 2,461.27 |
| Total 6220 Utilities                     |            |       |                      |                      |                    |                     |        |        |          |
| <b>61 - Contractual Services - Other</b> |            |       |                      |                      |                    |                     |        |        |          |
| Total 61 - Contractual Services - Other  |            |       |                      |                      |                    |                     |        |        |          |
| <b>63 - Commodities</b>                  |            |       |                      |                      |                    |                     |        |        |          |
| <b>6300 Bank Charges</b>                 |            |       |                      |                      |                    |                     |        |        |          |
| Check                                    | 10/31/2017 |       |                      | Service Charge       | Town Fund          | 1001 Checking/ A... | 277.51 |        | 2,419.76 |
| Check                                    | 10/31/2017 |       |                      | Service Charge       | Relief Fund        | 1101 Checking/ A... | 146.78 |        | 0.00     |
| Total 6300 Bank Charges                  |            |       |                      |                      |                    |                     |        |        |          |
| <b>6310 Miscellaneous</b>                |            |       |                      |                      |                    |                     |        |        |          |
| Total 6310 Miscellaneous                 |            |       |                      |                      |                    |                     |        |        |          |
| <b>6320 Office Supplies</b>              |            |       |                      |                      |                    |                     |        |        |          |
| Check                                    | 10/04/2017 | 11702 | TOWNSHIP SUPERVI...  | 6170/ GA/ Publ...    | General Assistance | 1101 Checking/ A... | 300.00 |        | 2,272.86 |
| Check                                    | 10/10/2017 | 10249 | AMERICAN BANK & T... | 6320/ TF/ Office...  | Town Fund          | 1001 Checking/ A... | 24.97  |        | 2,572.86 |
| Check                                    | 10/10/2017 | 10250 | A-1 MARKETING PRO... | 6320/ TF/ Offic S... | General Assistance | 1001 Checking/ A... | 28.30  |        | 2,597.83 |
| Check                                    | 10/10/2017 | 10249 | AMERICAN BANK & T... | 6320/ GA/ Offic...   | General Assistance | 1001 Checking/ A... | 24.97  |        | 2,626.13 |
| Check                                    | 10/27/2017 | 10263 | A-1 MARKETING PRO... | 6320/ Off Suppl'...  | Town Fund          | 1001 Checking/ A... | 28.30  |        | 2,651.10 |
| Check                                    | 10/30/2017 | 10265 | REGALIA              | 6320/TF/Off Spl...   | Town Fund          | 1001 Checking/ A... | 77.30  |        | 2,679.40 |
| Total 6320 Office Supplies               |            |       |                      |                      |                    |                     |        |        |          |
| <b>6390 Contingencies</b>                |            |       |                      |                      |                    |                     |        |        |          |
| Total 6390 Contingencies                 |            |       |                      |                      |                    |                     |        |        |          |
| <b>63 - Commodities - Other</b>          |            |       |                      |                      |                    |                     |        |        |          |
| Total 63 - Commodities - Other           |            |       |                      |                      |                    |                     |        |        |          |
| Total 63 - Commodities                   |            |       |                      |                      |                    |                     | 908.13 | 0.00   | 3,327.89 |

**South Rock Island Township  
General Ledger - Unaudited**

As of October 31, 2017

| Type                                       | Date       | Num   | Name                       | Memo                | Class              | Split               | Debit    | Credit | Balance    |
|--|------------|-------|----------------------------|---------------------|--------------------|---------------------|----------|--------|------------|
| <b>64 - Capital Outlay/Building</b>        |            |       |                            |                     |                    |                     |          |        |            |
| 6400 Building                              |            |       |                            |                     |                    |                     |          |        | 11,318.78  |
| Total 6400 Building                        |            |       |                            |                     |                    |                     | 0.00     |        | 0.00       |
| 6400 Building Repair                       |            |       |                            |                     |                    |                     |          |        | 0.00       |
| Total 6400 Building Repair                 |            |       |                            |                     |                    |                     | 0.00     |        | 0.00       |
| 6410 Equipment                             |            |       |                            |                     |                    |                     |          |        | -11,318.78 |
| Total 6410 Equipment                       |            |       |                            |                     |                    |                     | 0.00     |        | 11,318.78  |
| 6410 Equipment                             |            |       |                            |                     |                    |                     |          |        | 0.00       |
| Total 6410 Equipment                       |            |       |                            |                     |                    |                     | 0.00     |        | 0.00       |
| 6420 Building Upgrade - GS                 |            |       |                            |                     |                    |                     |          |        | 0.00       |
| Total 6420 Building Upgrade - GS           |            |       |                            |                     |                    |                     | 0.00     |        | 0.00       |
| 64 - Capital Outlay/Building - Other       |            |       |                            |                     |                    |                     |          |        | 0.00       |
| Total 64 - Capital Outlay/Building - Other |            |       |                            |                     |                    |                     | 0.00     |        | 0.00       |
| 65 - Debt Service- Admin.                  |            |       |                            |                     |                    |                     |          |        | 0.00       |
| 6500 Contract Payment                      |            |       |                            |                     |                    |                     |          |        | 0.00       |
| Total 6500 Contract Payment                |            |       |                            |                     |                    |                     | 0.00     |        | 0.00       |
| 65 - Debt Service- Admin. - Other          |            |       |                            |                     |                    |                     |          |        | 0.00       |
| Total 65 - Debt Service- Admin. - Other    |            |       |                            |                     |                    |                     | 0.00     |        | 0.00       |
| Total 65 - Debt Service- Admin.            |            |       |                            |                     |                    |                     | 0.00     |        | 0.00       |
| 66 - Miscellaneous Expenditures            |            |       |                            |                     |                    |                     |          |        | 14,236.62  |
| 6600 Community Development                 |            |       |                            |                     |                    |                     |          |        | 900.00     |
| Check                                      | 10/30/2017 | 10266 | The Arc of the Quad Cil... | 6600/Comly Dev...   | Town Fund          | 1001 Checking/ A... | 400.00   |        | 1,300.00   |
| Total 6600 Community Development           |            |       |                            |                     |                    |                     | 400.00   |        | 0.00       |
| 6610 Social Services                       |            |       |                            |                     |                    |                     |          |        | 0.00       |
| Total 6610 Social Services                 |            |       |                            |                     |                    |                     | 0.00     |        | 0.00       |
| 6620 Senior Citizen Services               |            |       |                            |                     |                    |                     |          |        | 6,657.08   |
| Check                                      | 10/17/2017 | 11712 | AFFORDABLE DENTU...        | 6710/ GAL/ Medl...  | Town Fund          | 1101 Checking/ A... | 535.00   |        | 7,192.08   |
| Total 6620 Senior Citizen Services         |            |       |                            |                     |                    |                     | 535.00   |        | 0.00       |
| 6630 Youth & Youth Ed                      |            |       |                            |                     |                    |                     |          |        | 4,350.00   |
| Check                                      | 10/31/2017 | 10267 | ROCK ISLAND BOOST...       | 6630/ TF/ Youth...  | Town Fund          | 1001 Checking/ A... | 250.00   |        | 4,600.00   |
| Total 6630 Youth & Youth Ed                |            |       |                            |                     |                    |                     | 250.00   |        | 0.00       |
| 6640 Programs/Events GS                    |            |       |                            |                     |                    |                     |          |        | 2,329.54   |
| Check                                      | 10/10/2017 | 10249 | AMERICAN BANK & T...       | 6640/ TF/ Progr...  | Town Fund          | 1001 Checking/ A... | 125.63   |        | 2,455.17   |
| Check                                      | 10/10/2017 | 10249 | AMERICAN BANK & T...       | 6640/ GAL/ Progr... | General Assistance | 1001 Checking/ A... | 125.62   |        | 2,580.79   |
| Check                                      | 10/10/2017 | 10249 | AMERICAN BANK & T...       | 6640/ TF/ Progr...  | Town Fund          | 1001 Checking/ A... | 478.66   |        | 3,059.45   |
| Check                                      | 10/16/2017 | 10256 | Matl Brown                 | 6640/ TF/ Progr...  | Town Fund          | 1001 Checking/ A... | 140.00   |        | 3,199.45   |
| Check                                      | 10/20/2017 | 11714 | Tony Cardoso               | 6640/ GAL/ Progr... | General Assistance | 1101 Checking/ A... | 240.00   |        | 3,439.45   |
| Total 6640 Programs/Events GS              |            |       |                            |                     |                    |                     | 1,109.91 |        | 3,439.45   |

**South Rock Island Township  
General Ledger - Unaudited**

As of October 31, 2017

| Type   | Date       | Num   | Name                         | Memo                 | Class              | Split               | Debit     | Credit | Balance    |
|--|------------|-------|------------------------------|----------------------|--------------------|---------------------|-----------|--------|------------|
| <b>66 - Miscellaneous Expenditures - Other</b> |            |       |                              |                      |                    |                     |           |        |            |
| Total 66 - Miscellaneous Expenditures - Other  |            |       |                              |                      |                    |                     |           |        |            |
|  |            |       |                              |                      |                    |                     |           |        | 0.00       |
| <b>67 - Miscellaneous Expenditures - Other</b> |            |       |                              |                      |                    |                     |           |        |            |
| Total 67 - Miscellaneous Expenditures - Other  |            |       |                              |                      |                    |                     |           |        |            |
|  |            |       |                              |                      |                    |                     |           |        | 0.00       |
| <b>ADMIN &amp; EXPENDITURES - Other</b>        |            |       |                              |                      |                    |                     |           |        |            |
| Total ADMIN & EXPENDITURES - Other             |            |       |                              |                      |                    |                     |           |        |            |
|  |            |       |                              |                      |                    |                     |           |        | 0.00       |
| <b>Total ADMIN &amp; EXPENDITURES</b>          |            |       |                              |                      |                    |                     |           |        |            |
|  |            |       |                              |                      |                    |                     | 28,254.22 | 0.00   | 222,947.96 |
| <b>HOME RELIEF</b>                             |            |       |                              |                      |                    |                     |           |        |            |
| <b>6700 General Assistance</b>                 |            |       |                              |                      |                    |                     |           |        |            |
| Check  | 10/02/2017 | 11700 | K-MART                       | 6700/GA/Misc   ...   | General Assistance | 1101 Checking/ A... | 1,770.77  |        | 23,087.35  |
| Check  | 10/03/2017 | 11701 | R.I. HOUSING AUTHO...        | 6700/GA/Rent ...     | General Assistance | 1101 Checking/ A... | 49.00     |        | 20,145.90  |
| Check  | 10/05/2017 | 11703 | R.I. HOUSING AUTHO...        | 6700/GA/Rent   ...   | General Assistance | 1101 Checking/ A... | 50.00     |        | 21,916.67  |
| Check  | 10/06/2017 | 11704 | R.I. HOUSING AUTHO...        | 6700/GA/Rent   ...   | General Assistance | 1101 Checking/ A... | 11.00     |        | 21,965.67  |
| Check  | 10/10/2017 | 10249 | AMERICAN BANK & T...         | 6700/ GA/ Bed I...   | General Assistance | 1001 Checking/ A... | 183.00    |        | 22,015.67  |
| Check  | 10/10/2017 | 11705 | MIDAMERICAN ENERGY           | 6700/GA/Util   G...  | General Assistance | 1101 Checking/ A... | 69.75     |        | 22,026.67  |
| Check  | 10/12/2017 | 11706 | MIDAMERICAN ENERGY           | 6700/GA/Util   G...  | General Assistance | 1101 Checking/ A... | 28.88     |        | 22,279.42  |
| Check  | 10/13/2017 | 11707 | JOBERT INVESTMEN...          | 6700/GA/Rent ...     | General Assistance | 1101 Checking/ A... | 200.00    |        | 22,308.30  |
| Check  | 10/13/2017 | 11708 | RI HOUSING AUTHOR...         | 6700/ GA/ Rent ...   | General Assistance | 1101 Checking/ A... | 74.00     |        | 22,508.30  |
| Check  | 10/16/2017 | 11709 | MIDAMERICAN ENERGY           | 6700/GA/Util   G...  | General Assistance | 1101 Checking/ A... | 100.00    |        | 22,582.30  |
| Check  | 10/16/2017 | 11710 | City of Rock Island-Utili... | 6700/GA/Water ...    | General Assistance | 1101 Checking/ A... | 145.00    |        | 22,682.30  |
| Check  | 10/17/2017 | 11711 | HY-V/EE FOOD STORES          | GA/Food/6700 ...     | General Assistance | 1101 Checking/ A... | 473.71    |        | 22,827.30  |
| Check  | 10/17/2017 | 11713 | SAVE-A-LOT                   | 6700/GA/Food   ...   | General Assistance | 1101 Checking/ A... | 275.78    |        | 23,301.01  |
| Check  | 10/24/2017 | 11715 | Schultz Properties           | 6700/ GA/ REN...     | General Assistance | 1101 Checking/ A... | 150.00    |        | 23,576.79  |
| Check  | 10/27/2017 | 11716 | RI HOUSING AUTHOR...         | 6700/ GA/ REN...     | General Assistance | 1101 Checking/ A... | 50.00     |        | 23,726.79  |
| Check  | 10/27/2017 | 11717 | MIDAMERICAN ENERGY           | 1101/GA/Utilite...   | General Assistance | 1101 Checking/ A... | 62.00     |        | 23,776.79  |
| Check  | 10/27/2017 | 11718 | Metrol, INK                  | 6700/GA - Oct &...   | General Assistance | 1101 Checking/ A... | 210.00    |        | 23,838.79  |
| Check  | 10/30/2017 | 11719 | SAVE-A-LOT - MILAN           | 6700/GA/Food - ...   | General Assistance | 1101 Checking/ A... | 258.69    |        | 24,048.79  |
| Check  | 10/30/2017 | 11720 | MIDAMERICAN ENERGY           | 6700/GA/Utilities... | General Assistance | 1101 Checking/ A... | 26.00     |        | 24,330.48  |
| Total 6700 General Assistance                  |            |       |                              |                      |                    |                     |           |        |            |
|  |            |       |                              |                      |                    |                     | 4,187.58  | 0.00   | 24,333.48  |
| <b>6710 Medical Services</b>                   |            |       |                              |                      |                    |                     |           |        |            |
| Total 6710 Medical Services                    |            |       |                              |                      |                    |                     |           |        |            |
|  |            |       |                              |                      |                    |                     |           |        | 550.00     |
| <b>6720 Emergency Assistance</b>               |            |       |                              |                      |                    |                     |           |        |            |
| Total 6720 Emergency Assistance                |            |       |                              |                      |                    |                     |           |        |            |
|  |            |       |                              |                      |                    |                     |           |        | 149.00     |
| <b>6730 Catastrophic Health Ins.</b>           |            |       |                              |                      |                    |                     |           |        |            |
| Total 6730 Catastrophic Health Ins.            |            |       |                              |                      |                    |                     |           |        |            |
|  |            |       |                              |                      |                    |                     |           |        | 2,015.00   |
| <b>6740 Employment Relief</b>                  |            |       |                              |                      |                    |                     |           |        |            |
| Check  | 10/02/2017 | 11700 | K-MART                       | 6740/ GA/ AA/ 2...   | General Assistance | 1101 Checking/ A... | 59.98     |        | 227.45     |
| Total 6740 Employment Relief                   |            |       |                              |                      |                    |                     |           |        |            |
|  |            |       |                              |                      |                    |                     | 59.98     | 0.00   | 287.43     |
| <b>6750 Miscellaneous</b>                      |            |       |                              |                      |                    |                     |           |        |            |
| Total 6750 Miscellaneous                       |            |       |                              |                      |                    |                     |           |        |            |
|  |            |       |                              |                      |                    |                     |           |        | 0.00       |
| <b>HOME RELIEF - Other</b>                     |            |       |                              |                      |                    |                     |           |        |            |
| Total HOME RELIEF - Other                      |            |       |                              |                      |                    |                     |           |        |            |
|  |            |       |                              |                      |                    |                     |           |        | 0.00       |
| <b>Total HOME RELIEF</b>                       |            |       |                              |                      |                    |                     |           |        |            |
|  |            |       |                              |                      |                    |                     | 4,247.56  | 0.00   | 27,334.91  |
| <b>Uncategorized Expenses:</b>                 |            |       |                              |                      |                    |                     |           |        |            |
| Total Uncategorized Expenses                   |            |       |                              |                      |                    |                     |           |        |            |
|  |            |       |                              |                      |                    |                     |           |        | 0.00       |
|  |            |       |                              |                      |                    |                     |           |        | 0.00       |

**South Rock Island Township  
General Ledger - Unaudited**

As of October 31, 2017

| Type           | Date | Num | Name | Memo | Class | Split | Debit            | Credit           | Balance     |
|----------------|------|-----|------|------|-------|-------|------------------|------------------|-------------|
| No acctn       |      |     |      |      |       |       |                  |                  | 0.00        |
| Total no acctn |      |     |      |      |       |       | 78,259.86        | 78,259.86        | 0.00        |
| <b>TOTAL</b>   |      |     |      |      |       |       | <b>78,259.86</b> | <b>78,259.86</b> | <b>0.00</b> |



1019 27th Avenue  
Rock Island, Illinois 61201  
Web: [www.sritownship.net](http://www.sritownship.net)  
Email: [srit@sritownship.net](mailto:srit@sritownship.net)

Approved Audit Bills and Transfers for 11/27/2017 Meeting

|  |                    |
|--|--------------------|
| <b>TF Deposit Totals</b>                       | <b>\$18,799.58</b> |
| <b>Preapproved TF Bills and Transfers</b>      | <b>\$33,475.97</b> |
| <b>Pending TF Bills to be Approved</b>         | <b>\$0.00</b>      |
| <b>Total TF Bills and Transfers</b>            | <b>\$33,475.97</b> |
| <b>GA Deposit Totals</b>                       | <b>\$4,177.84</b>  |
| <b>Total GA Bills and Transfers</b>            | <b>\$28,050.34</b> |
| <b>Total (TF &amp; GA) Bills and Transfers</b> | <b>\$61,526.31</b> |

## 11/27/2017 Board Meeting

### Town Fund

|                 |              |
|-----------------|--------------|
| <b>Deposits</b> |              |
| \$              | 17,757.59    |
| \$              | 218.75       |
| \$              | 823.24       |
| <b>Total</b>    | \$ 18,799.58 |

### Expenditures

|    |          |
|----|----------|
| \$ | 4,030.47 |
| \$ | 60.57    |
| \$ | 28.30    |
| \$ | 215.00   |
| \$ | 77.30    |
| \$ | 400.00   |
| \$ | 277.51   |
| \$ | 250.00   |
| \$ | 580.00   |
| \$ | 6,809.81 |
| \$ | 19.99    |
| \$ | 3,601.82 |
| \$ | 1,614.50 |
| \$ | 75.00    |
| \$ | 142.50   |
| \$ | 313.95   |
| \$ | 3,151.70 |
| \$ | 2,113.85 |
| \$ | 38.52    |
| \$ | 282.67   |
| \$ | 5,100.00 |
| \$ | 28.60    |
| \$ | 285.00   |
| \$ | 539.00   |
| \$ | 111.31   |
| \$ | 60.00    |
| \$ | 3,000.00 |
| \$ | 1,876.40 |
| \$ | 622.32   |
| \$ | 131.56   |
| \$ | 1,729.36 |

**Total** \$ 33,475.97

### Relief Fund

|                 |             |
|-----------------|-------------|
| <b>Deposits</b> |             |
| \$              | 4,030.47    |
| \$              | 147.37      |
| <b>Total</b>    | \$ 4,177.84 |

### Expenditures

|              |              |
|--------------|--------------|
| \$           | 17,757.59    |
| \$           | 50.00        |
| \$           | 62.00        |
| \$           | 210.00       |
| \$           | 258.69       |
| \$           | 26.00        |
| \$           | 1,800.00     |
| \$           | 146.78       |
| \$           | 1,544.13     |
| \$           | 245.00       |
| \$           | 51.00        |
| \$           | 1,760.09     |
| \$           | 11.00        |
| \$           | 823.24       |
| \$           | 50.00        |
| \$           | 25.01        |
| \$           | 45.18        |
| \$           | 200.00       |
| \$           | 234.76       |
| \$           | 90.50        |
| \$           | 154.50       |
| \$           | 127.29       |
| \$           | 1,544.15     |
| \$           | 100.00       |
| \$           | 337.08       |
| \$           | 156.35       |
| \$           | 240.00       |
| <b>Total</b> | \$ 28,050.34 |

### TF Pending Bills

**Total** \$ -






**TOWN FUND**  
**Approved Claims - Board of Trustees**

State of Illinois                    )  
Town of South Rock Island )

**November 27, 2017**

*We, the undersigned, comprising the Board of Township Trustees of said Township, having duly met at the Township Clerk's office November 27, 2017 for the purpose of auditing town accounts, do hereby certify that the following claims or demands against said town were presented, and examined, were allowed at said meeting, to-witness:*

*In Witness Whereof, we, the members of said Board of Township Trustees, have hereunto set our hands, on November 27, 2017.*

|  |  |
|--|--|
| <br>_____ | <br>_____          |
| <br>_____ | <br>_____          |
|  | <br>_____<br>_____ |

South Rock Island Township

11/27/2017 10:04 AM

Register: 1001 Checking/ Am. Bank- TF

From 10/26/2017 through 11/21/2017

Sorted by: Date, Type, Number/Ref

| Date       | Number     | Payee                     | Account                 | Memo                | Payment  | C | Deposit   | Balance    |
|------------|------------|---------------------------|-------------------------|---------------------|----------|---|-----------|------------|
| 10/26/2017 |            |                           | 1101 Checking/ Am. B... | Funds Transfer...   | 4,030.47 | X |           | 509,110.43 |
| 10/26/2017 |            |                           | 1101 Checking/ Am. B... | Funds Transfer ...  |          | X | 17,757.59 | 526,868.02 |
| 10/27/2017 | 10262      | Republic Services #4...   | ADMIN & EXPENDI...      | 6110/Con. Serv...   | 60.57    |   |           | 526,807.45 |
| 10/27/2017 | 10263      | A-1 MARKETING P...        | ADMIN & EXPENDI...      | 6320/Off Supls...   | 28.30    |   |           | 526,779.15 |
| 10/27/2017 | 10264      | ABILITY CLEANIN...        | ADMIN & EXPENDI...      | 6110/Bldg Mai...    | 215.00   | X |           | 526,564.15 |
| 10/30/2017 | 10265      | REGALIA                   | ADMIN & EXPENDI...      | 6320/TF/Off S...    | 77.30    |   |           | 526,486.85 |
| 10/30/2017 | 10266      | The Arc of the Quad ...   | ADMIN & EXPENDI...      | 6600/Cmty De...     | 400.00   |   |           | 526,086.85 |
| 10/31/2017 |            |                           | 5020 Interest Income    | Interest            |          | X | 218.75    | 526,305.60 |
| 10/31/2017 |            |                           | ADMIN & EXPENDI...      | Service Charge      | 277.51   | X |           | 526,028.09 |
| 10/31/2017 | 10267      | ROCK ISLAND BO...         | ADMIN & EXPENDI...      | 6630/ TF/ Yout...   | 250.00   |   |           | 525,778.09 |
| 10/31/2017 | 10268      | Hoffman & Tranel, PC      | ADMIN & EXPENDI...      | 6150/ TF/ Extr...   | 580.00   |   |           | 525,198.09 |
| 10/31/2017 | HTpr10-... |                           | ADMIN & EXPENDI...      | payroll dated 1...  | 6,809.81 | X |           | 518,388.28 |
| 11/01/2017 | Auto       | R.I. ARGUS                | -split-                 | 6140/Dues&Su...     | 19.99    |   |           | 518,368.29 |
| 11/01/2017 | 10269      | MOLINE DISPATC...         | ADMIN & EXPENDI...      | 6170/TF/Publis...   | 3,601.82 |   |           | 514,766.47 |
| 11/02/2017 | 10270      | United Health Care        | -split-                 | Health Insuran...   | 1,614.50 |   |           | 513,151.97 |
| 11/03/2017 | 10271      | Hoffman & Tranel, PC      | ADMIN & EXPENDI...      | 6100/TF/Acct ...    | 75.00    |   |           | 513,076.97 |
| 11/03/2017 | 10272      | CRAWFORD COM...           | ADMIN & EXPENDI...      | 6110/TF/Bldg ...    | 142.50   |   |           | 512,934.47 |
| 11/03/2017 | 10273      | MIDAMERICAN E...          | -split-                 | 6220/6210/TF/...    | 313.95   |   |           | 512,620.52 |
| 11/03/2017 | HTpr10-... |                           | -split-                 | payroll taxes fo... | 3,151.70 |   |           | 509,468.82 |
| 11/07/2017 | auto       | IMRF                      | 3360 Acrd IMRF          | TF IMRF Pay...      | 2,113.85 |   |           | 507,354.97 |
| 11/07/2017 |            |                           | 1101 Checking/ Am. B... | Funds Transfer ...  |          |   | 823.24    | 508,178.21 |
| 11/08/2017 | 10274      | Wendy MacDonald           | -split-                 | 6200/Travel&T...    | 38.52    |   |           | 508,139.69 |
| 11/08/2017 | 10275      | MEDIACOM                  | -split-                 | 6190/Telephon...    | 282.67   |   |           | 507,857.02 |
| 11/08/2017 | 10276      | Carpentier, Mitchell, ... | ADMIN & EXPENDI...      | 6100/Accounti...    | 5,100.00 |   |           | 502,757.02 |
| 11/08/2017 | 10277      | RICTA                     | ADMIN & EXPENDI...      | 6200/TF/Trvl&...    | 28.60    |   |           | 502,728.42 |
| 11/14/2017 | 10278      | Hoffman & Tranel, PC      | ADMIN & EXPENDI...      | 6100/TF/Acct ...    | 285.00   |   |           | 502,443.42 |
| 11/14/2017 | 10279      | DCS Computer Servi...     | -split-                 | 6130/TF/GA/A...     | 539.00   |   |           | 501,904.42 |
| 11/15/2017 | 10280      | OFFICE MACHINE ...        | -split-                 | 6130/Copier/T...    | 111.31   |   |           | 501,793.11 |
| 11/15/2017 | 10281      | ROCK ISLAND CO...         | ADMIN & EXPENDI...      | 6610/Cmty Dvl...    | 60.00    |   |           | 501,733.11 |
| 11/15/2017 | 10282      | HY-VEE FOOD ST...         | ADMIN & EXPENDI...      | 6620/TF/Senio...    | 3,000.00 |   |           | 498,733.11 |
| 11/15/2017 | HT1115p... |                           | ADMIN & EXPENDI...      | payroll dated 1...  | 1,876.40 |   |           | 496,856.71 |
| 11/15/2017 | HTpr10-... |                           | 3340 Acrd IL W/H Tax... | Oct. payroll taxes  | 622.32   |   |           | 496,234.39 |
| 11/21/2017 | 10283      | DELTA DENTAL O...         | -split-                 | 6020/TF/Assr   ...  | 131.56   |   |           | 496,102.83 |
| 11/21/2017 | 10284      | AMERICAN BANK ...         | -split-                 | Credit Card/Mi...   | 1,729.36 |   |           | 494,373.47 |



**RELIEF FUND**  
**Approved Claims - Board of Trustees**

State of Illinois                    )  
Town of South Rock Island    )

**November 27, 2017**

*We, the undersigned, comprising the Board of Township Trustees of said Township, having duly met at the Township Clerk's office November 27, 2017 for the purpose of auditing town accounts, do hereby certify that the following claims or demands against said town were presented, and examined, were allowed at said meeting, to-witness:*

*In Witness Whereof, we, the members of said Board of Township Trustees, have hereunto set our hands, on November 27, 2017.*

*[Signature]*  
*Yuin Cameri*

*FRAN LUKATIONS*  
*Bob Swartz*  
*Mark Paul*

South Rock Island Township

11/27/2017 10:05 AM

Register: 1101 Checking/ Am. Bank- GA

From 10/26/2017 through 11/21/2017

Sorted by: Date, Type, Number/Ref

| Date       | Number     | Payee                   | Account                 | Memo               | Payment   | C | Deposit  | Balance    |
|------------|------------|-------------------------|-------------------------|--------------------|-----------|---|----------|------------|
| 10/26/2017 |            |                         | 1001 Checking/ Am. B... | Funds Transfer...  |           | X | 4,030.47 | 343,213.26 |
| 10/26/2017 |            |                         | 1001 Checking/ Am. B... | Funds Transfer ... | 17,757.59 | X |          | 325,455.67 |
| 10/27/2017 | 11716      | RI HOUSING AUT...       | HOME RELIEF:6700 ...    | 6700/ GA/ Ren...   | 50.00     |   |          | 325,405.67 |
| 10/27/2017 | 11717      | MIDAMERICAN E...        | HOME RELIEF:6700 ...    | 1101/GA/Utilit...  | 62.00     |   |          | 325,343.67 |
| 10/27/2017 | 11718      | MetroLINK               | HOME RELIEF:6700 ...    | 6700/GA - Oct ...  | 210.00    |   |          | 325,133.67 |
| 10/30/2017 | 11719      | SAVE-A-LOT - MIL...     | HOME RELIEF:6700 ...    | 6700/GA/Food ...   | 258.69    |   |          | 324,874.98 |
| 10/30/2017 | 11720      | MIDAMERICAN E...        | HOME RELIEF:6700 ...    | 6700/GA/Utilit...  | 26.00     |   |          | 324,848.98 |
| 10/30/2017 | 11721      | NJS ENTERPRISES,...     | ADMIN & EXPENDI...      | 6130/GA/Com...     | 1,800.00  |   |          | 323,048.98 |
| 10/31/2017 |            |                         | 5020 Interest Income    | Interest           |           | X | 147.37   | 323,196.35 |
| 10/31/2017 |            |                         | ADMIN & EXPENDI...      | Service Charge     | 146.78    | X |          | 323,049.57 |
| 10/31/2017 | HTpr10-... |                         | ADMIN & EXPENDI...      | payroll dated 1... | 1,544.13  | X |          | 321,505.44 |
| 11/01/2017 | 11722      | Amra Homes, Inc.        | HOME RELIEF:6700 ...    | 6700/GA/Rent ...   | 245.00    |   |          | 321,260.44 |
| 11/03/2017 | 11723      | R.I. HOUSING AUT...     | HOME RELIEF:6700 ...    | 6700/GA/Rent ...   | 51.00     |   |          | 321,209.44 |
| 11/07/2017 | 11724      | K-MART                  | -split-                 | 6700/GA   674...   | 1,760.09  |   |          | 319,449.35 |
| 11/07/2017 | 11725      | R.I. HOUSING AUT...     | HOME RELIEF:6700 ...    | 6700/GA/Rent ...   | 11.00     |   |          | 319,438.35 |
| 11/07/2017 |            |                         | 1001 Checking/ Am. B... | Funds Transfer ... | 823.24    |   |          | 318,615.11 |
| 11/14/2017 | 11726      | R.I. HOUSING AUT...     | HOME RELIEF:6700 ...    | 6700/GA/Rent ...   | 50.00     |   |          | 318,565.11 |
| 11/14/2017 | 11727      | MIDAMERICAN E...        | HOME RELIEF:6700 ...    | 6700/GA/Utilit...  | 25.01     |   |          | 318,540.10 |
| 11/14/2017 | 11728      | MIDAMERICAN E...        | HOME RELIEF:6700 ...    | 6700/GA/Utilit...  | 45.18     |   |          | 318,494.92 |
| 11/14/2017 | 11729      | JOBERT INVESTM...       | HOME RELIEF:6700 ...    | 6700/GA/Rent ...   | 200.00    |   |          | 318,294.92 |
| 11/15/2017 | 11730      | SAVE-A-LOT              | HOME RELIEF:6700 ...    | 6700/GA/Food ...   | 234.76    |   |          | 318,060.16 |
| 11/15/2017 | 11731      | MIDAMERICAN E...        | HOME RELIEF:6700 ...    | 6700/GA/Utilit...  | 90.50     |   |          | 317,969.66 |
| 11/15/2017 | 11732      | City of Rock Island-... | HOME RELIEF:6700 ...    | 6700/GA/Wate...    | 154.50    |   |          | 317,815.16 |
| 11/15/2017 | 11733      | BLAIN'S FARM & F...     | HOME RELIEF:6700 ...    | 6700/GA/Misc ...   | 127.29    |   |          | 317,687.87 |
| 11/15/2017 | HT1115p... |                         | ADMIN & EXPENDI...      | payroll dated 1... | 1,544.15  |   |          | 316,143.72 |
| 11/17/2017 | 11734      | BLAIN'S FARM & F...     | HOME RELIEF:6700 ...    | 6700/GA/Misc ...   | 100.00    |   |          | 316,043.72 |
| 11/17/2017 | 11735      | HY-VEE FOOD ST...       | HOME RELIEF:6700 ...    | 6700/GA/Food ...   | 337.08    |   |          | 315,706.64 |
| 11/17/2017 | 11736      | City of Rock Island-... | HOME RELIEF:6720 ...    | 6720/GA/EA/...     | 156.35    |   |          | 315,550.29 |
| 11/21/2017 | 11737      | Tony Cardoso            | ADMIN & EXPENDI...      | 6640/GA/ Prog...   | 240.00    |   |          | 315,310.29 |

**TAX LEVY ORDINANCE**

**TOWNSHIP**

**ORDINANCE No. 2017 - 3**

An ordinance levying taxes for all town purposes for South Rock Island Township,  
Rock Island County, Illinois, for the tax year 2017, collectable in 2018.

BE IT ORDAINED by the Board of Trustees of South Rock Island Township,  
Rock Island County, Illinois, as follows:

SECTION 1: That the sum of Four-Hundred Sixty Thousand Seven Hundred and Fifty dollars  
(\$ 460,750.00) are hereby levied upon all property subject to taxation  
within the Township as that property is assessed and equalized, in order to meet and  
defray all the necessary expenses and liabilities of the Township as required by statute  
or voted by the people in accordance with the law, for such purposes as:

General Town Fund, Audit Fund

Insurance Fund, General Assistance Fund

Social Security Fund, Illinois Municipal Fund

for the year 2017, collectible in 2018.

SECTION 2: That the amount levied for each object and purpose shall be as follows:

|                                 | <b><u>Amount<br/>Levied</u></b> |
|---------------------------------|---------------------------------|
| <b><u>GENERAL TOWN FUND</u></b> |                                 |
| <b><u>ADMINISTRATION</u></b>    |                                 |
| Personnel                       |                                 |
| Contractual Services            |                                 |
| Commodities                     |                                 |
| Capital Outlay                  |                                 |
| Other Expenditures              |                                 |
| <b>TOTAL ADMINISTRATION:</b>    | <b>\$ 209,700.00</b>            |
| <b><u>ASSESSOR</u></b>          |                                 |
| Personnel                       |                                 |
| Contractual Services            |                                 |
| Commodities                     |                                 |
| Capital Outlay                  |                                 |
| Other Expenditures              |                                 |
| <b>TOTAL ASSESSOR:</b>          | <b>\$ 87,800.00</b>             |
| <b><u>CEMETERY</u></b>          |                                 |
| Personnel                       |                                 |
| Contractual Services            |                                 |
| Commodities                     |                                 |
| Capital Outlay                  |                                 |
| Other Expenditures              |                                 |
| <b>TOTAL CEMETERY:</b>          | <b>\$ -</b>                     |
| <b>TOTAL GENERAL TOWN FUND:</b> | <b>\$ 297,500.00</b>            |

REF: General Corporate Tax 60 ILCS 1/235-10

|                          | <b><u>Amount<br/>Levied</u></b> |
|--------------------------|---------------------------------|
| <b><u>AUDIT FUND</u></b> |                                 |
| Contractual Services     |                                 |
| <b>TOTAL AUDIT FUND:</b> | <b>\$ 1,250.00</b>              |

REF: Audit Tax 50 ILCS 310/9

|                              |                    |
|------------------------------|--------------------|
| <b><u>INSURANCE FUND</u></b> |                    |
| Personnel                    |                    |
| Contractual Services         |                    |
| <b>TOTAL INSURANCE FUND:</b> | <b>\$ 8,000.00</b> |

REF: Insurance Tax 745 ILCS 10/9-107

**ILLINOIS MUNICIPAL RETIREMENT FUND (IMRF)**

Personnel

**TOTAL IMRF FUND:** \$ 20,000.00

REF: IMRF Tax 40 ILCS 5/7-171

**SOCIAL SECURITY FUND**

Personnel

**TOTAL SOCIAL SECURITY FUND:** \$ 14,000.00

REF: Social Security Tax 40 ILCS 5/21-110 & 110.1

**Amount  
Levied**

**GENERAL ASSISTANCE FUND**

**ADMINISTRATION**

Personnel  
Contractual Services  
Commodities  
Capital Outlay  
Other Expenditures

**TOTAL ADMINISTRATION:** \$ 40,000.00

**HOME RELIEF**

Contractual Services  
Commodities  
Other Expenditures

**TOTAL HOME RELIEF:** \$ 80,000.00

**TOTAL GENERAL ASSISTANCE FUND:** \$ 120,000.00

REF: Public Assistance Tax 60 ILCS 1/235-20

**TAX LEVY SUMMARY**

|                                   |    |            |
|-----------------------------------|----|------------|
| General Corporate Tax             | \$ | 297,500.00 |
| Audit Tax                         | \$ | 1,250.00   |
| Insurance Tax                     | \$ | 8,000.00   |
| Illinois Municipal Retirement Tax | \$ | 20,000.00  |
| Social Security Tax               | \$ | 14,000.00  |
| TOTAL Public Assistance Tax       | \$ | 120,000.00 |

**TOTAL TAXES LEVIED:** \$ 460,750.00

SECTION 3: That the Town Clerk shall make and file with the County Clerk of said County of Rock Island, on or before the last Tuesday of December, a duly certified copy of this ordinance.

SECTION 4: That if any section, subdivision, or sentence of this ordinance shall for any reason be held invalid or to be unconstitutional, such finding shall not effect the validity of the remaining portion of this ordinance.

SECTION 5: That this ordinance shall be in full force and effect after its adoption, as provided by law.

ADOPTED this 27th day of November, 2017, pursuant to a roll call vote by the Board of Trustees of South Rock Island Township, Rock Island County, Illinois.

| <u>BOARD OF TRUSTEES</u> | <u>AYE</u> | <u>NAY</u> | <u>ABSENT</u> |
|--------------------------|------------|------------|---------------|
| Grace Diaz Shirk         | ✓          | —          | —             |
| Bill Sowards             | ✓          | —          | —             |
| Mark Parr, Jr.           | ✓          | —          | —             |
| Frank Skafidas           | ✓          | —          | —             |
| Chris Elsberg            | —          | —          | ✓             |

  
Town Clerk

  
Chairman - Grace Diaz Shirk

**RESOLUTION TO ADOPT SCHEDULE OF MEETINGS FOR 2018  
CALENDAR YEAR FOR SOUTH ROCK ISLAND TOWNSHIP**

WHEREAS, the Open Meetings Act, section 2.03, 5-ILCS 120/2.03, provides that each public body in Illinois must prepare and make available a schedule of all regular meetings for the calendar or fiscal year, listing the times and places of meetings;

WHEREAS, South Rock Island Township holds regular meetings on the last working Monday of each month except changes made to accommodate holiday schedules. Extra meetings scheduled for the year are the Year-End & Annual Town Meeting, which are held the second Tuesday of April, and the Budget Hearing, which is scheduled for the first 15 minutes of the regular board meeting in March.

WHEREAS, South Rock Island Township has prepared a regular meeting schedule for the calendar year of 2018 for meetings to be held on the last working Monday of each month with the exceptions listed in paragraph two:

NOW, THEREFORE, BE IT RESOLVED, AUTHORIZED, AND APPROVED as follows:

1. That the regular meeting date schedule for South Rock Island Township shall generally take place on the last working Monday of each month in 2018, except changes made to accommodate holiday schedules. Extra meetings scheduled for the year are the Year-End & Annual Town Meeting, which are held the second Tuesday of April, and the Budget Hearing, which is scheduled for the first 15 minutes before the regular board meeting in March. This is set forth in the attached schedule of meetings, entitled "Schedule of Regular Meeting Dates for South Rock Island Township for 2018 Pursuant to the Open Meetings Act."
2. That the attached schedule of meetings shall be posted at the South Rock Island Township Hall, 1019 27<sup>th</sup> Avenue, Rock Island, IL, and shall be made available for public inspection.


Passed by the South Rock Island Township trustees on this 27<sup>th</sup> day of November 2017.

AYES \_\_\_\_\_ NAYS \_\_\_\_\_ ABSENT \_\_\_\_\_

*unanimous affirmative vote.*

Approved this 27th day of November 2017.

  
\_\_\_\_\_  
Nick Camlin, Clerk  
South Rock Island Township

  
\_\_\_\_\_  
Grace Diaz Shirk, Supervisor  
South Rock Island Township

**Schedule of Regular Meeting Dates for South Rock Island Township for Year 2018 Pursuant to the Open Meetings Act**

Pursuant to Section 2.03 of the Open Meetings Act, 5 ILCS 120/2.03, South Rock Island Township has prepared and made available this schedule of regular meeting dates for the calendar year of 2018. South Rock Island Township may schedule other special meetings, emergency meetings and reconvened meetings as deemed necessary and as allowed by the law pursuant to Section 2.02 of the Open Meetings Act, 5 ILCS 120/2.01, in addition to any amendments or other modifications of the regular meeting date schedule. All regular meetings unless otherwise notified shall take place at 5:00 p.m. at South Rock Island Township Hall, 1019 27<sup>th</sup> Avenue, Rock Island, IL, as follows:


Monday, January 29, 2018  
Monday, February 26, 2018

Monday, March 26, 2018  
5:00 Regular Meeting and Budget Meeting

Tuesday, April 10, 2018  
6:00 p.m. Annual Town Meeting

Monday, April 30, 2018  
Monday, May 21, 2018  
Monday, June 25, 2018  
Monday, July 30, 2018  
Monday, August 27, 2018  
Monday, September 24, 2018  
Monday, October 29, 2018  
Monday, November 26, 2018  
Monday, December 17, 2018

This schedule of regular meeting dates was adopted pursuant to a vote of South Rock Island Township trustees at the regular meeting on November 27, 2017.

  
\_\_\_\_\_  
Grace Diaz Shirk, Supervisor  
South Rock Island Township

ATTEST:

  
\_\_\_\_\_  
Nick Camlin, Clerk  
South Rock Island Township



## 2018 Holiday Schedule

|                         |                            |
|-------------------------|----------------------------|
| January 01, 2018        | New Year's Day Holiday     |
| January 15              | Martin Luther King Jr. Day |
| February 12             | Lincoln's Birthday         |
| February 19             | President's Day            |
| March 30                | Good Friday                |
| May 28                  | Memorial Day               |
| July 04                 | Independence Day           |
| September 3             | Labor Day                  |
| October 8               | Columbus Day               |
| November 6 Election Day | Exchange for birthday      |
| November 12             | Veteran's Day              |
| November 22 & 23        | Thanksgiving Holiday       |
| December 24 & 25        | Christmas Holiday          |

\*\* Holiday Schedules are subject to change

Established: 11/27/2017